



2025

Lakewood Leadership Academy



Foggia




HOME
ABOUT US
DELI
MENU
CATERING

Italian Market & Deli



Foggia



5522 Del Amo
Blvd, Lakewood,
CA 90713

Italian Market & Deli



Lakewood Leadership Academy

Module 3

Getting to Know City Government (Part 2)

March 26, 2025



Module 3 Agenda

- ◇ **Department Head Presentations on City Operations**
 - ◇ **Derek Nguyen, Water Resources**
 - ◇ **Andrew Camacho, Finance and Administrative Services**
 - ◇ **Kevin Yamakawa, Public Works**
 - ◇ **Aldo Cervantes, Community Development**
 - ◇ **Kevin Bright, Recreation and Community Services**



Derek Nguyen
Director of Water Resources

Dr. Derek Nguyen is a registered Professional Civil Engineer in the State of California. He has over 20 years of experience in the water industry for municipal government. Derek has a D5 and a T3 Water Distribution and Treatment Operator Certifications. He currently serves on the Advisory Committee for the State Water Resources Control Board in Sacramento. Derek received his Bachelor degree in Civil Engineering from Cal Poly Pomona, a Master's degree in Civil Engineering from Cal State Fullerton and a Ph.D. in Environmental Engineering from UC Irvine.



Water Resources Department



Derek Nguyen, Ph.D., P.E.
Director of Water Resources



March 26, 2025

Today's GOALS

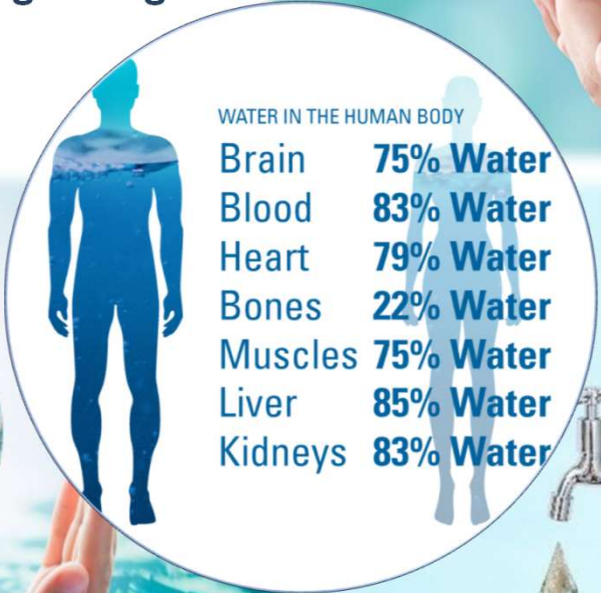
- ✓ **Brief History of Water**
- ✓ **Water in California**
- ✓ **Lakewood Water Dept.**



Water Facts

- ❑ 97% of water in ocean
- ❑ 2% in glaciers
- ❑ **0.5% in GW, lakes & streams**
- ❑ 0.5 % in Atmosphere, Humans, Animals & All Living Things

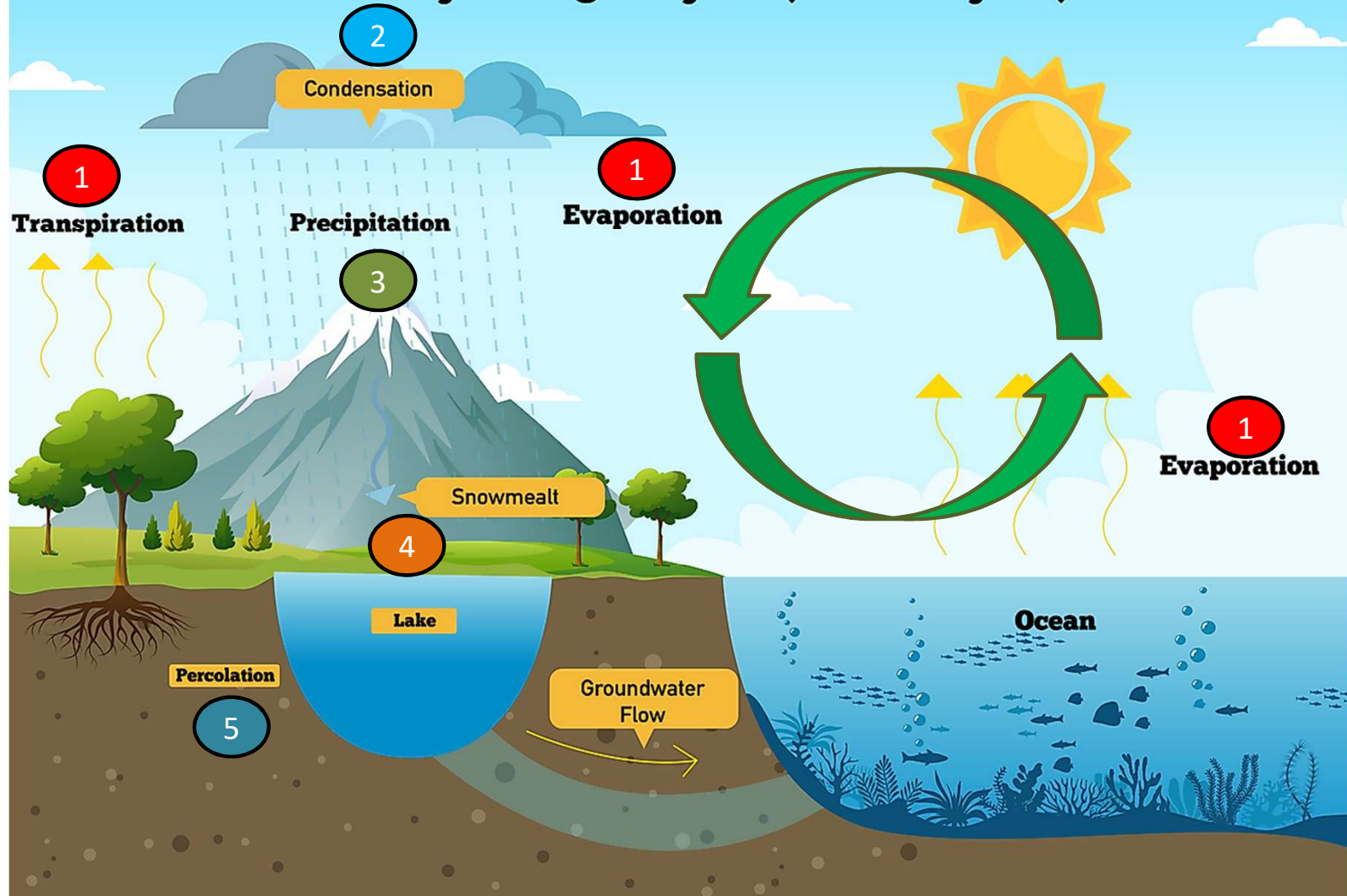
WATER IN THE HUMAN BODY

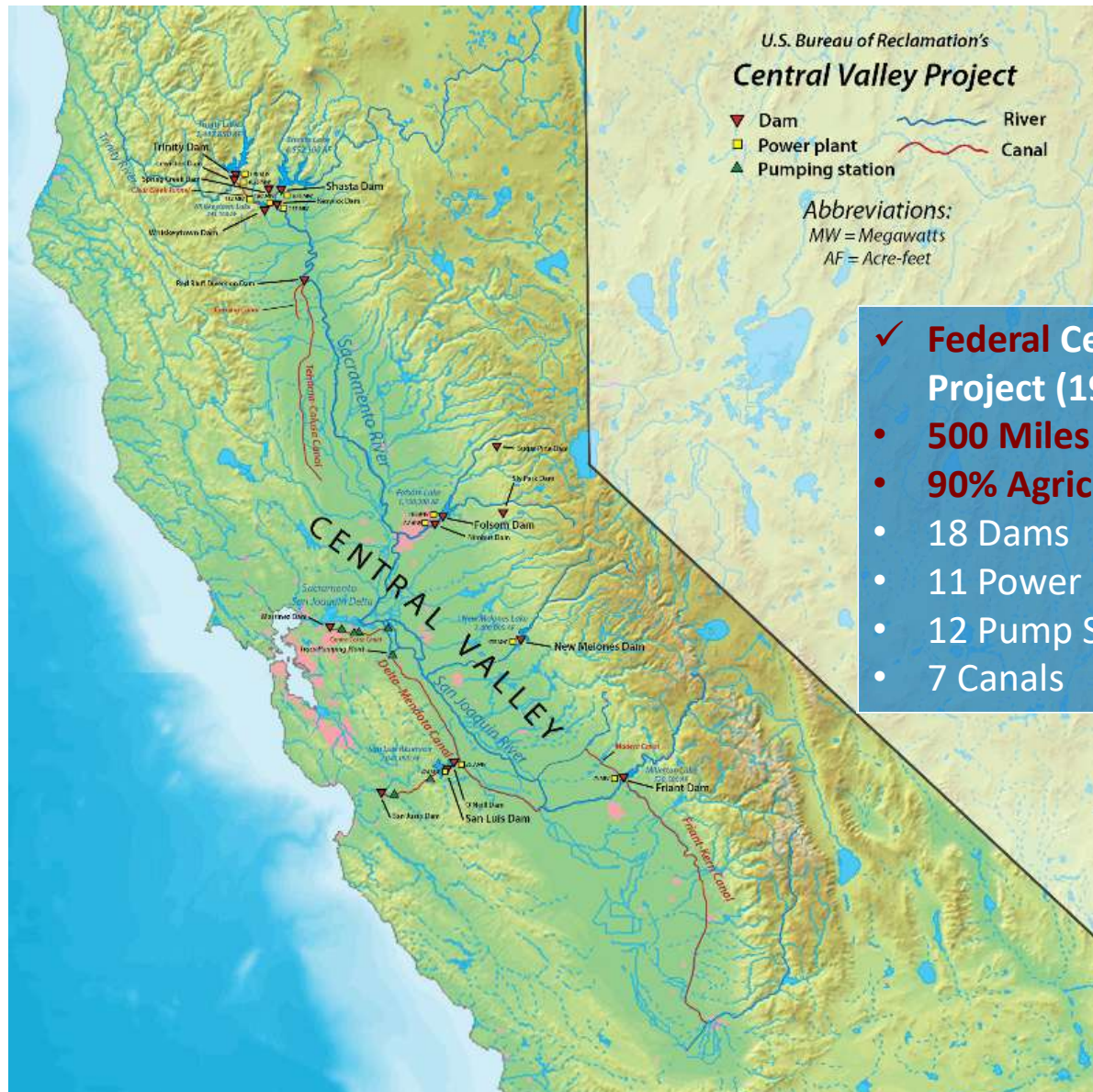


Brain	75% Water
Blood	83% Water
Heart	79% Water
Bones	22% Water
Muscles	75% Water
Liver	85% Water
Kidneys	83% Water



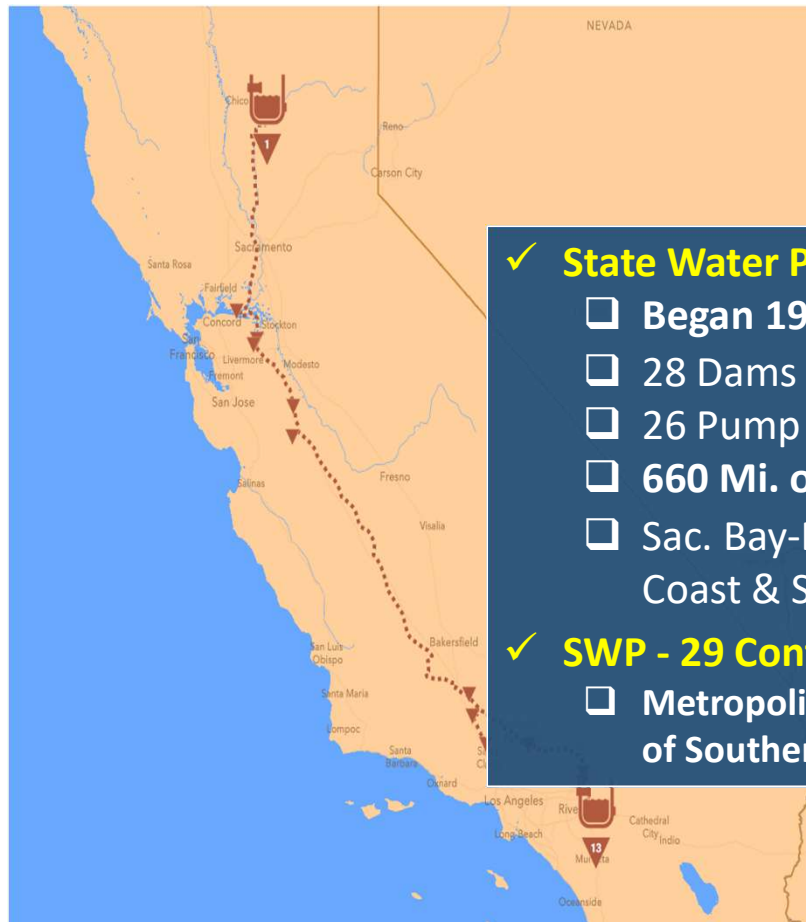
The Hydrologic Cycle (Water Cycle)





- ✓ **Federal Central Valley Project (1935 - 1979)**
- **500 Miles**
- **90% Agriculture Users**
- 18 Dams
- 11 Power Plants
- 12 Pump Station
- 7 Canals

Source: USBR

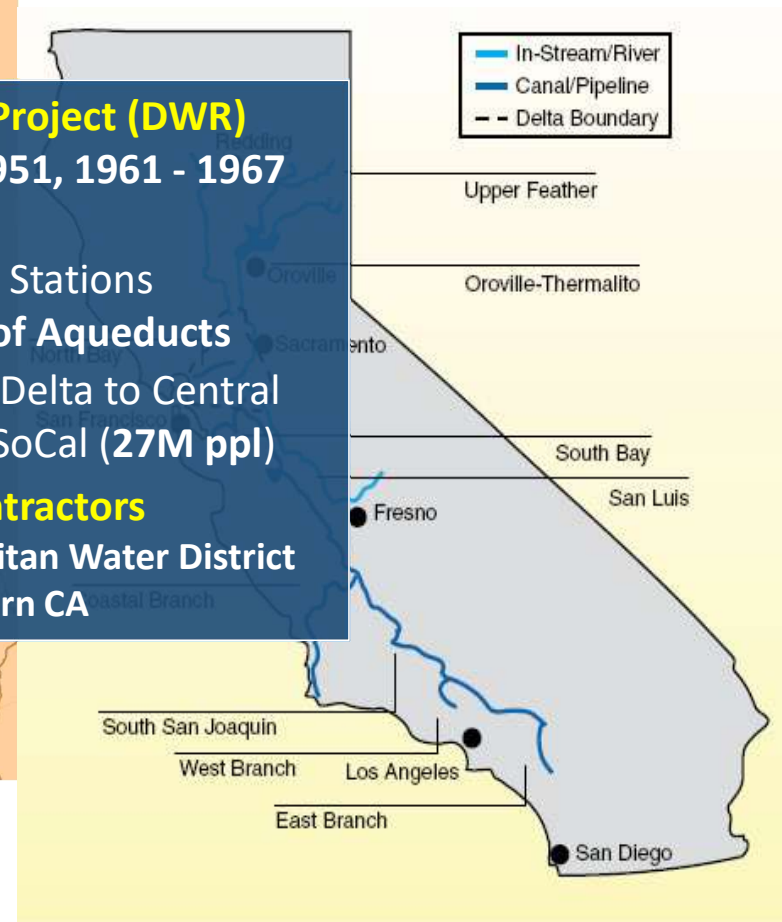


✓ State Water Project (DWR)

- ❑ Began 1951, 1961 - 1967
- ❑ 28 Dams
- ❑ 26 Pump Stations
- ❑ 660 Mi. of Aqueducts
- ❑ Sac. Bay-Delta to Central Coast & SoCal (27M ppl)

✓ SWP - 29 Contractors

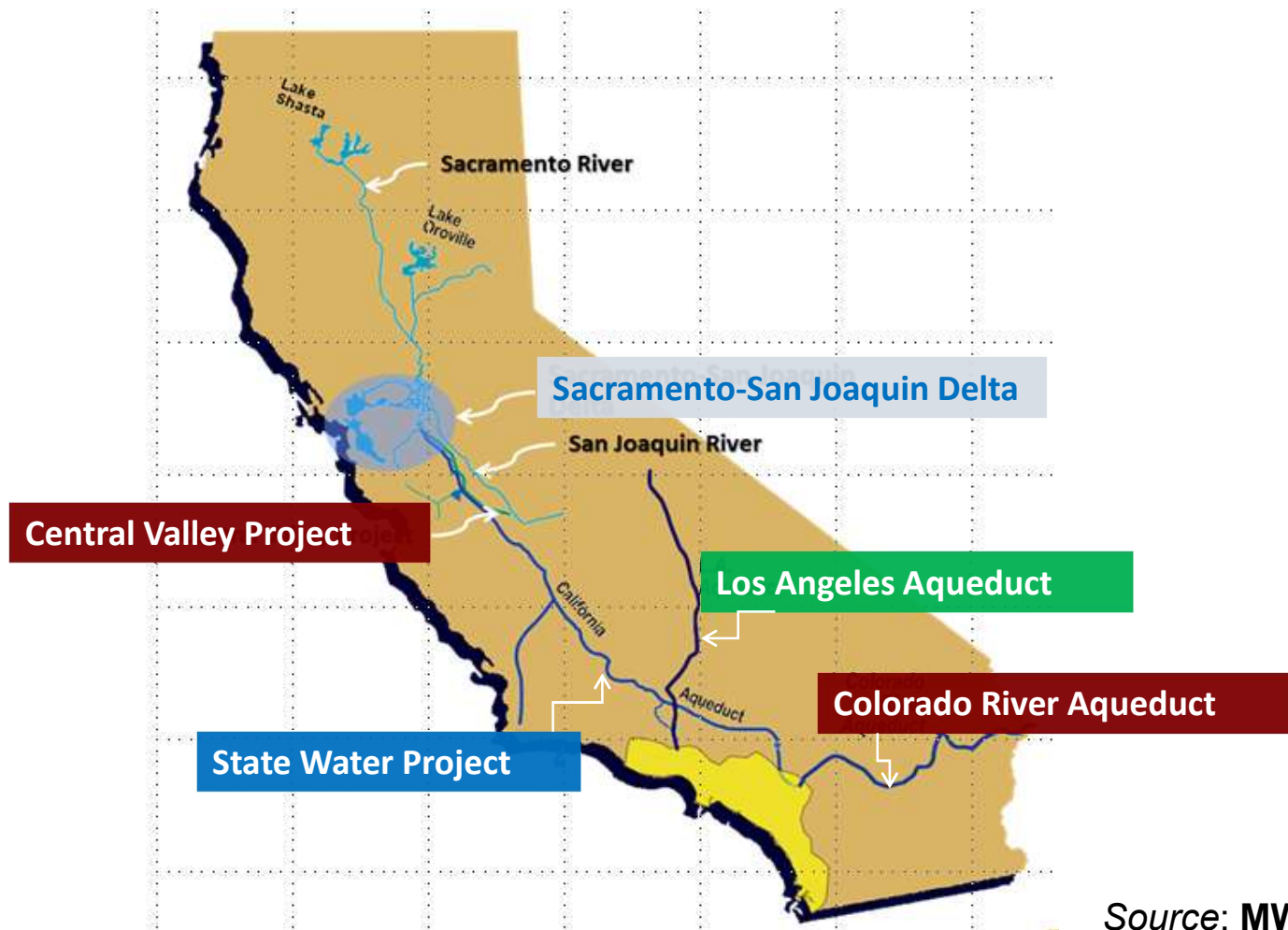
- ❑ Metropolitan Water District of Southern CA



Source: DWR 2002

CALIFORNIA WATER SYSTEMS

Major Water Infrastructure





LA Aqueduct

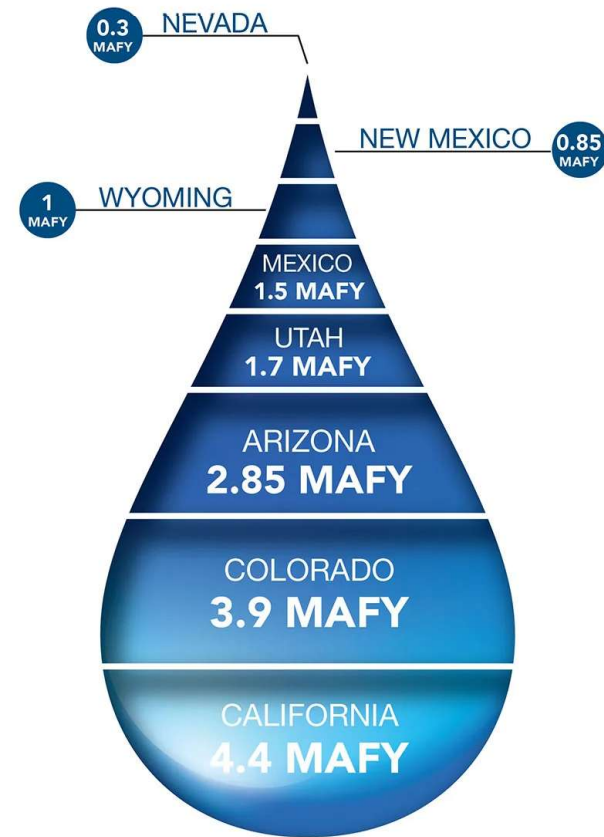
- Began 1908 & Completed 1913
- 340 Mi., 7 Storage Reservoirs
- Traditionally Supplies 2/3 of LA
- Now 1/3 by Federal Court Ruling

Source: LADWP



Colorado River

The Colorado River Flows Through 7 Western States Plus Mexico



MAFY = million acre-feet per year

Southern California Water Sources

1. Imported Supplies (NorCal & Colorado River)
2. Groundwater
3. Recycled Water
4. Stormwater Capture





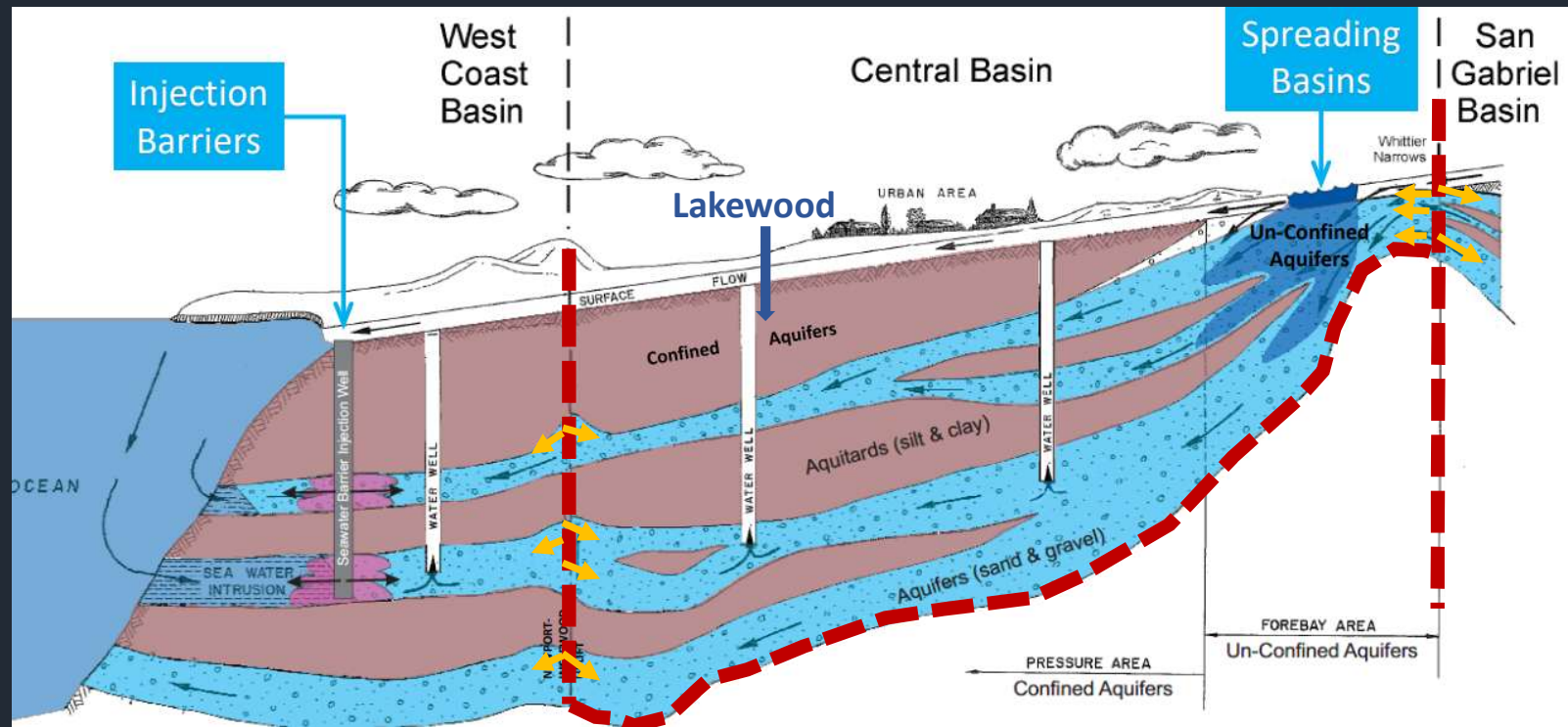
WRD Serves 43 Cities

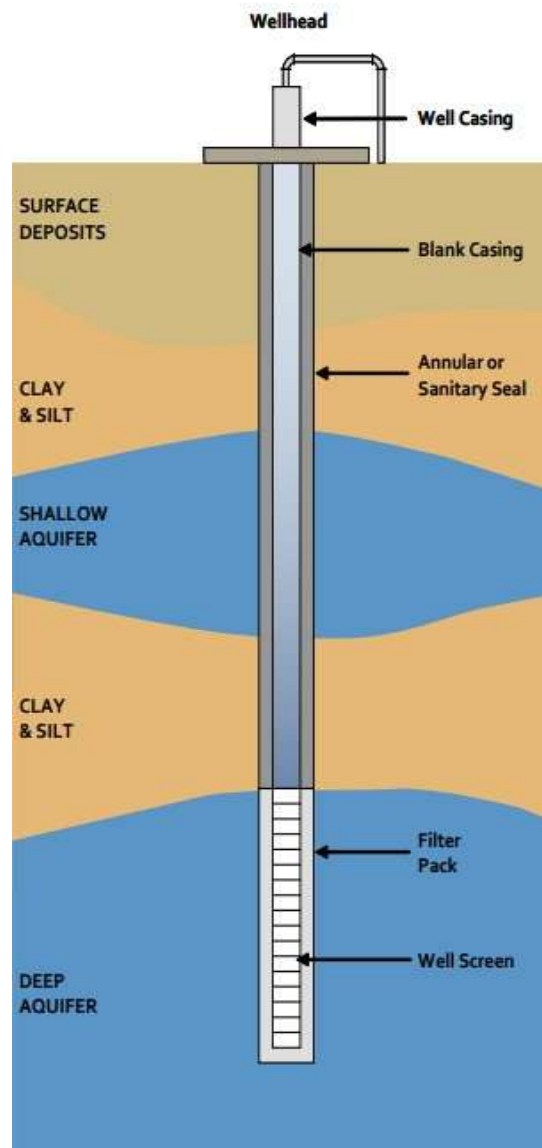
Artesia	Bell	Bellflower
Bell Gardens	Carson	Cerritos
City of Commerce	Compton	Cudahy
Downey	El Segundo	Gardena
Hawaiian Gardens	Hawthorne	Hermosa Beach
Huntington Park	Inglewood	La Habra Heights
La Mirada	Lakewood	Lawndale
Lomita	Long Beach	Los Angeles
Lynwood	Manhattan Beach	Maywood
Montebello	Monterey Park	Norwalk
Palos Verdes Estates	Paramount	Pico Rivera
Rancho Palos Verdes	Redondo Beach	Rolling Hills
Rolling Hills Estates	Santa Fe Springs	Signal Hill
South Gate	Torrance	Vernon
Whittier		

Top 10 Water Rights Holders

1. Long Beach	32,692 AF
2. LADWP	17,236 AF
3. Downey	16,553 AF
4. Golden State	16,439 AF
5. CA Water Serv. (East LA)	11,774 AF
6. South Gate	11,183 AF
7. Lakewood	9,432 AF
8. Vernon	7,539 AF
9. CA Water Serv. (Dominguez)	6,480 AF
10. Paramount	5,883 AF







Lakewood Water Dept. History

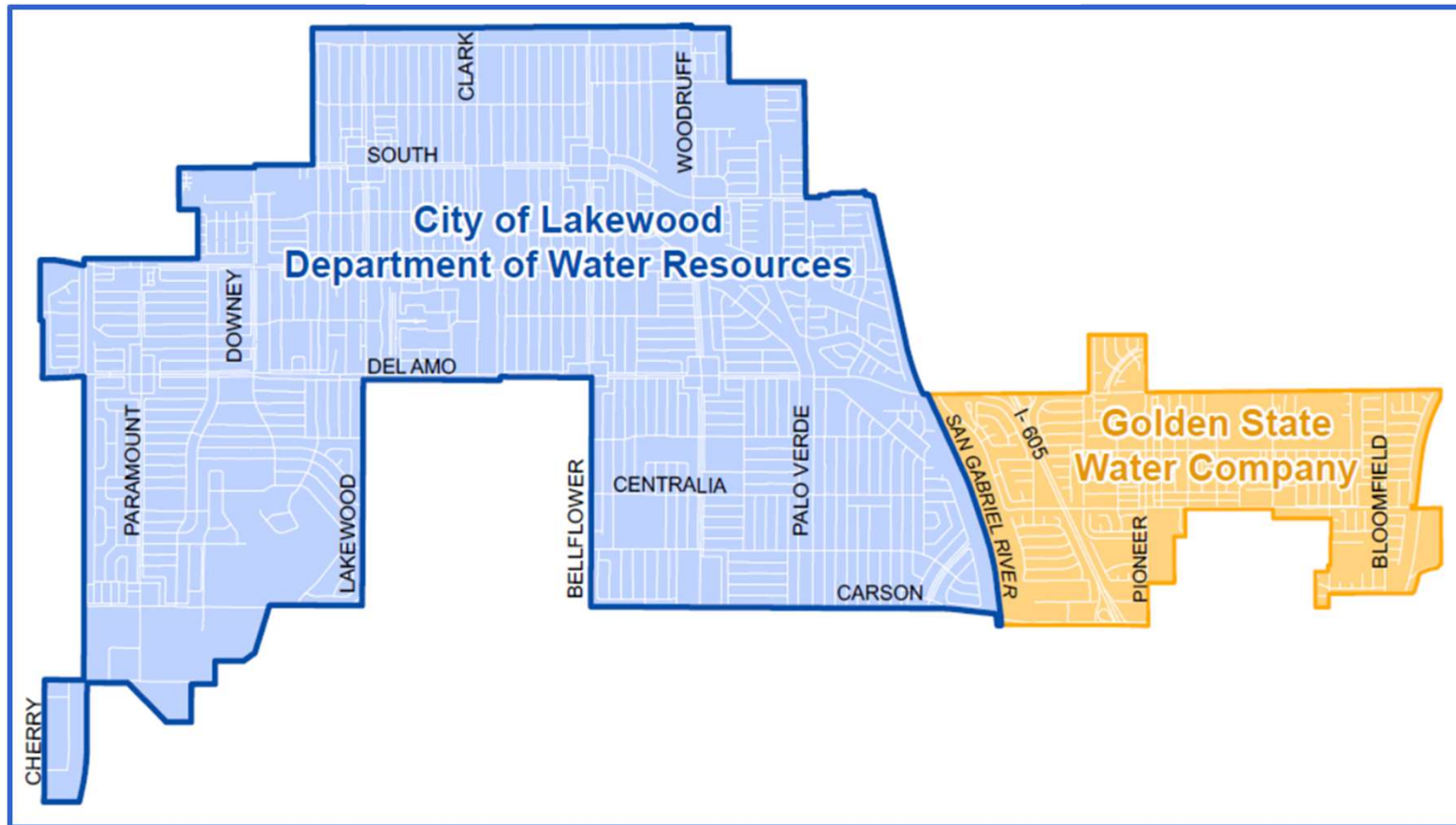
- ✓ **1897** Bixby Family sold 7,000 acres to William Clark of Montana for **\$350,000**
- ✓ 1904 Clark Family formed Montana Land Company
- ✓ 1949 Lakewood Park Corporation purchased Montana Land Company
- ✓ **1951–1959 Lakewood Water & Power Company**
- ✓ **March 9, 1954 – City of Lakewood was incorporated**
- ✓ **1959 – City purchased Lakewood Water and Power Company**



Water operations became a city division with the purchase of the Lakewood Water and Power Company in 1959.

City of Lakewood

Water Resources Department





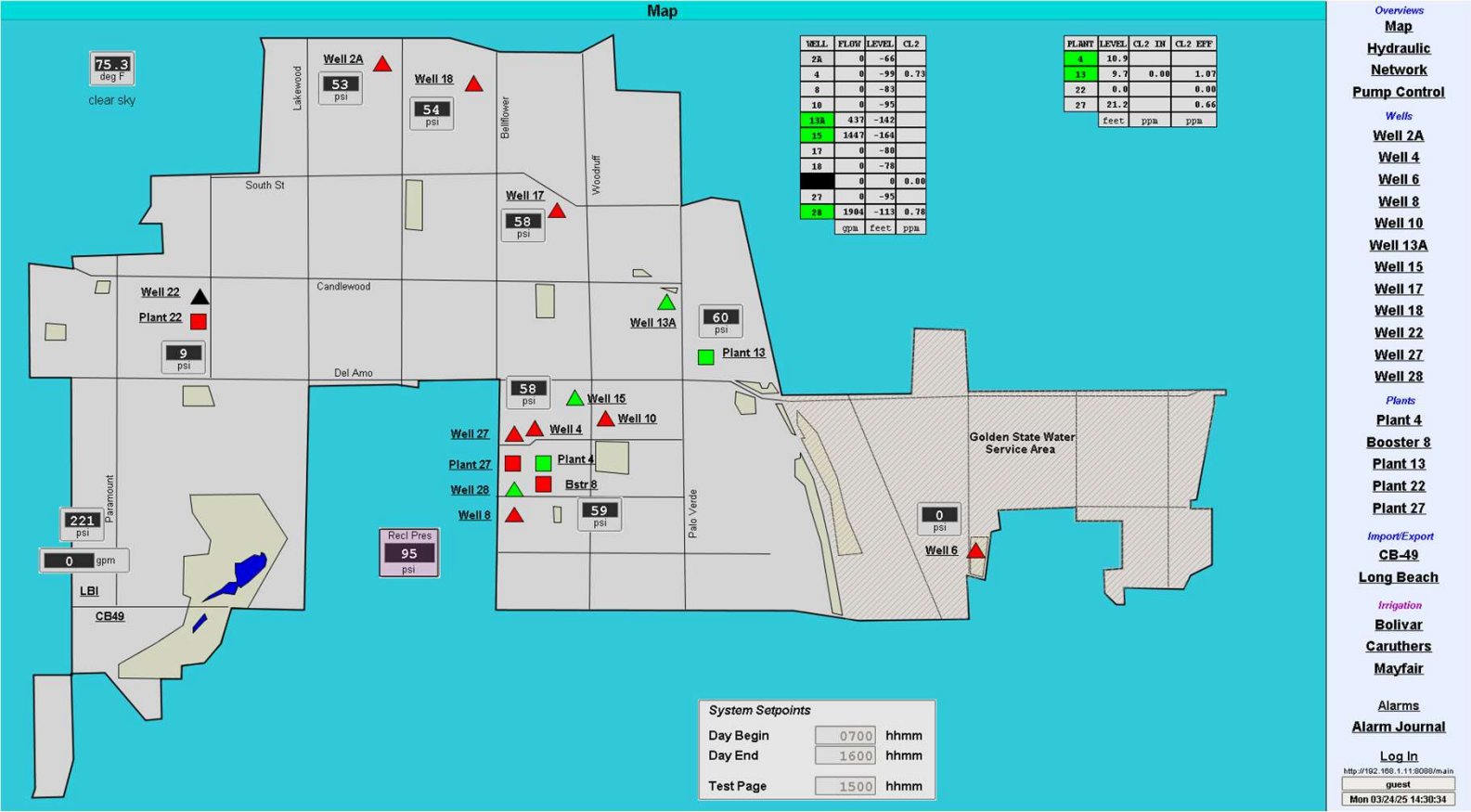
Water Resources Dept.

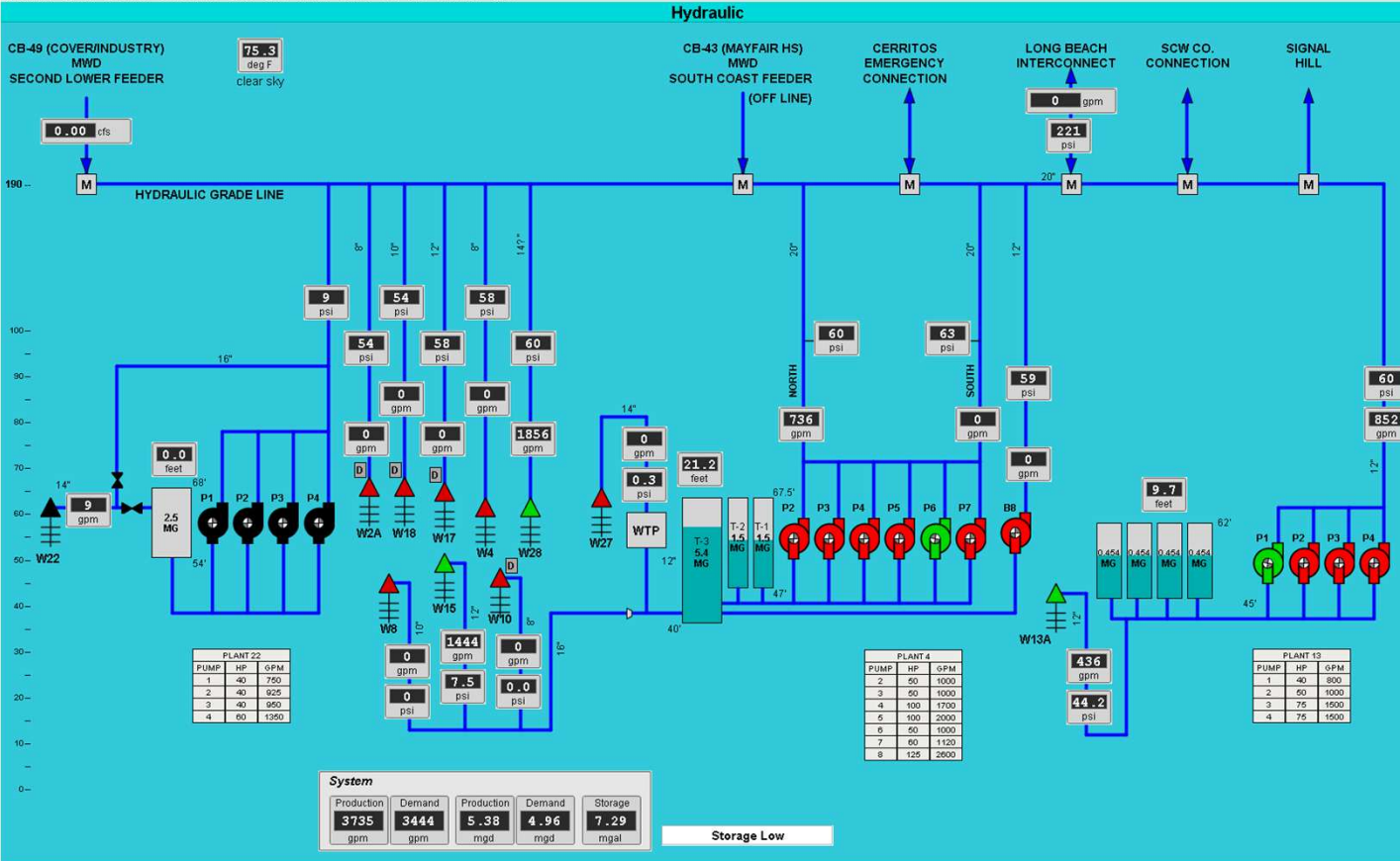
We are committed to providing safe, reliable and high quality drinking water services to Lakewood customers

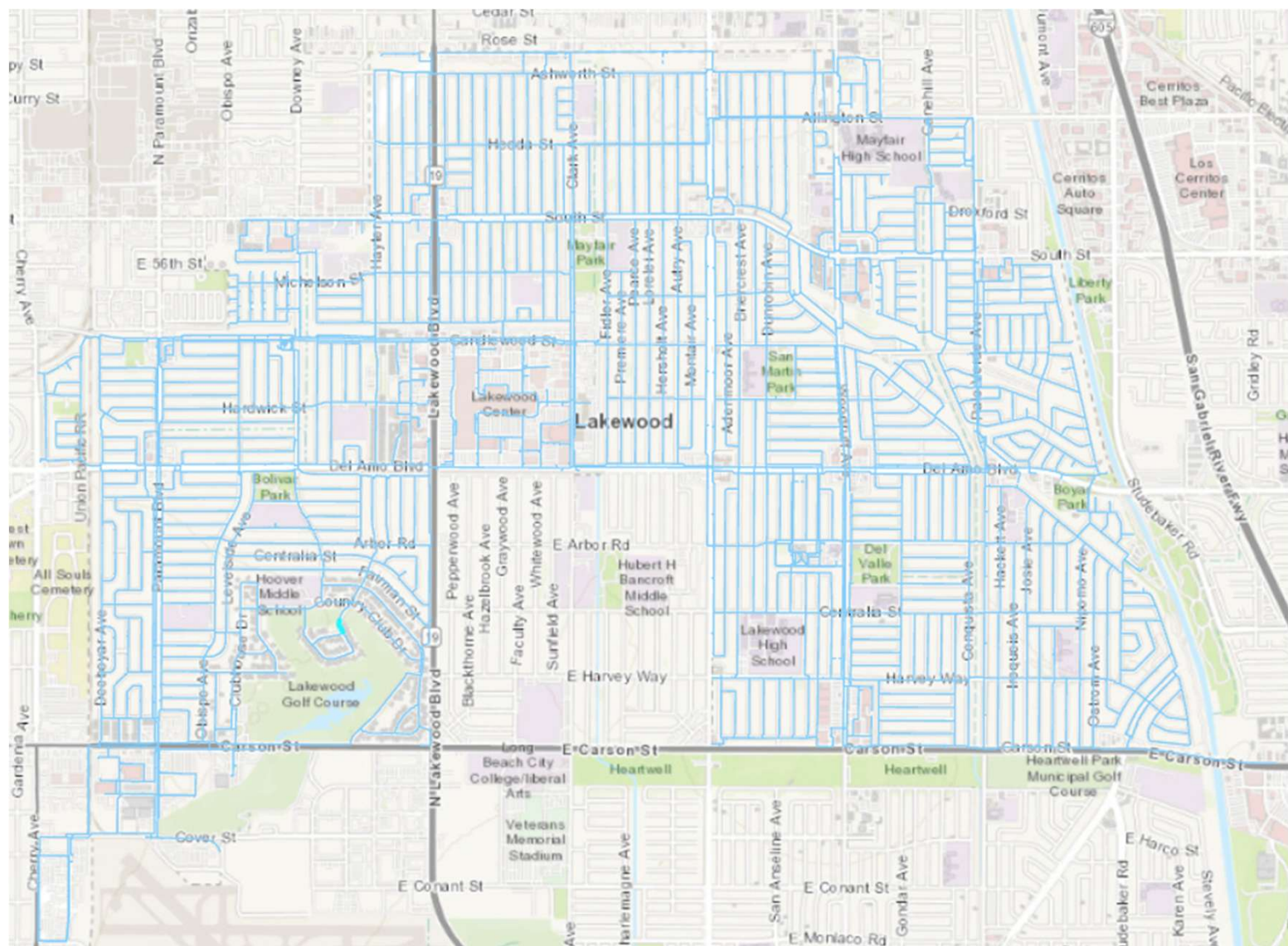
Service Connections:	20,300 Homes & Businesses
Population Served:	66,000 People
Miles of Water Mains:	180 (Built 1937 & 1950s)
Water Wells:	11 (Built 1937 - 2022)
Storage Reservoirs:	9
Storage Capacity:	12.9 MG
Emergency Connections:	MWD, LB, GSWC, Cerritos & Signal Hill

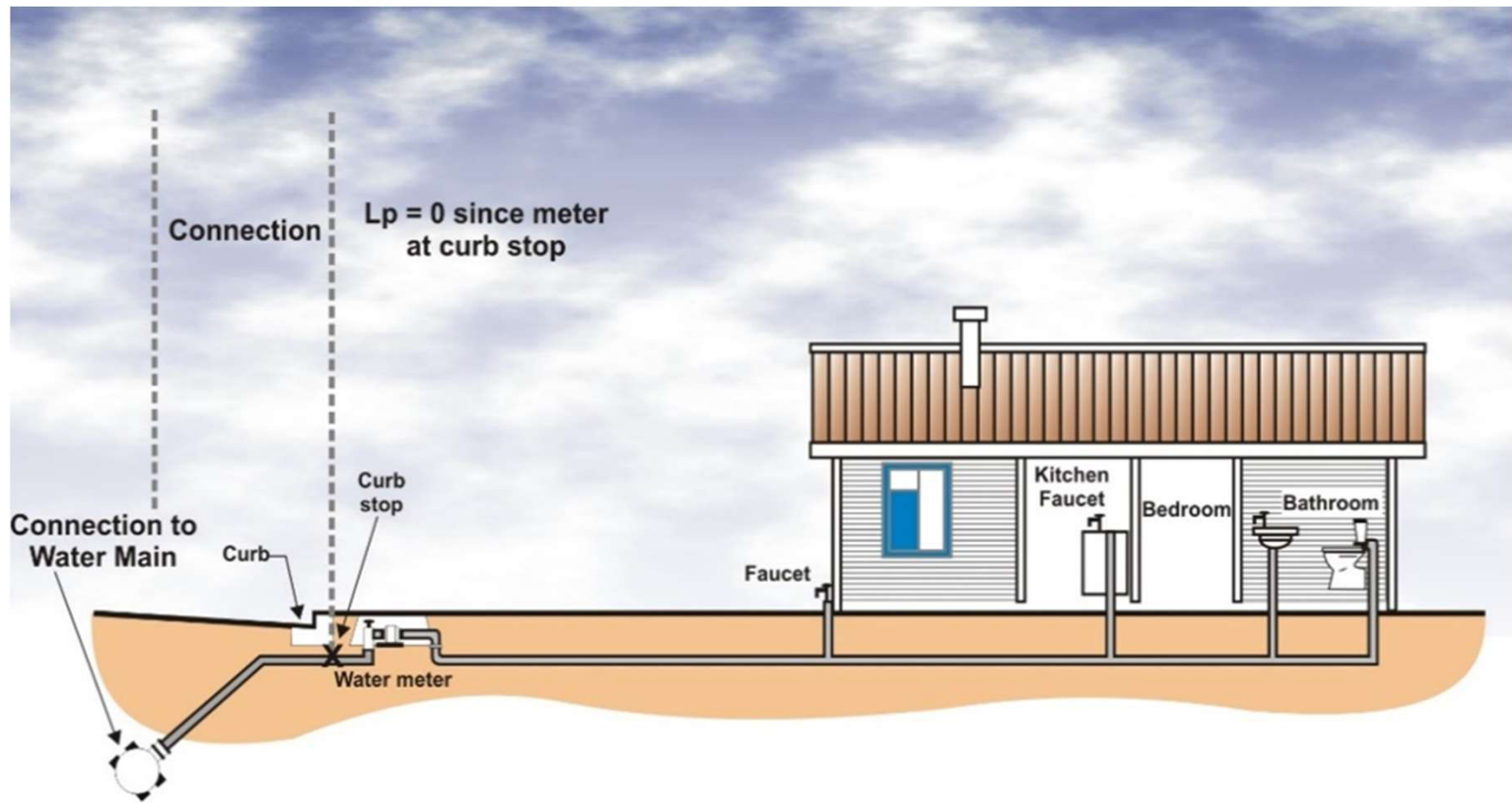
We Do All of This...with a Staff of 18











Typical house connection: Meter at curb stop

ANNUAL WATER QUALITY REPORT

Reporting Year 2023



Presented By
City of Lakewood

Melhores são apresentados aos Membros da comunidade.

Este relatório contém informações importantes sobre a qualidade da água. Traduzido e lido em espanhol que se entende bem.

PWS ID#: CA1910239

Our Mission Continues

The City of Lakewood is once again pleased to present our annual water quality report covering all testing performed from January 1 to December 31, 2023. Over the years, we have dedicated ourselves to producing drinking water that meets all state and federal standards. We continually strive to adopt new methods for delivering the best-quality drinking water to you. As new challenges to drinking water emerge, we remain vigilant in meeting the goals of source water protection, water conservation, and community education while continuing to serve the needs of all our water users. In 2023 all water delivered by the City of Lakewood Water Resources Department met or exceeded all federal and state drinking water standards.

Important Health Information

While your drinking water meets the federal and state standards for arsenic, it does contain low levels of arsenic. The arsenic standard balances the current understanding of arsenic's possible health effects against the costs of removing arsenic from drinking water. The U.S. Environmental Protection Agency (EPA) has determined that drinking water with arsenic levels below 10 parts per billion (ppb) is safe to drink. Our goal is to keep all detected levels below this maximum allowed level.

Test Results

Our water is monitored for many different kinds of substances on a very strict sampling schedule, and the water we deliver must meet specific health standards. Here, we only show those substances that were detected in our water (a complete list of all analytical results is available upon request). Remember that detecting a substance does not mean the water is unsafe to drink; our goal is to keep all detected levels below their respective maximum allowed levels.

The state recommends monitoring for certain substances less than once per year because the concentrations of these substances do not change frequently. In these cases, the most recent sample data is included, along with the year in which the sample was taken.

REGULATED SUBSTANCES

SUBSTANCE (UNIT OF MEASURE)	YEAR SAMPLED	MG/L (MCL)	PPM (MCL)	AMOUNT DETECTED	RANGE (LOW-HIGH)	VIOLATION	TYPICAL SOURCE
Arsenic (ppb)	2023	10	0.004	8.09	2.6 - 10.8	No	Emission of natural deposits; Rainfall from orchards; Glass and electronics production wastes
Chlorine (ppm)	2023	14.0 (as Cl ₂)	14	0.6	0.5 - 0.7	No	Drinking water disinfectant added for treatment
Fluoride (ppm)	2023	2.0	1	0.3	0.2 - 0.4	No	Emission of natural deposits; Water additive that promotes strong teeth; Discharge from fertilizer and aluminum factories
HAAs (sum of 5 haloaromatic acids)-Stage 1 (ppb)	2023	60	NA	3.4	1.2 - 7.9	No	By-product of drinking water disinfection
TriHMs (sum trihalomethanes)-Stage 1 (ppb)	2023	80	NA	17.4	10.1 - 28.4	No	By-product of drinking water disinfection

Top water samples were collected for lead and copper analyses from sample sites throughout the community

SUBSTANCE (UNIT OF MEASURE)	YEAR SAMPLED	AL (MCL)	AMOUNT DETECTED (WITH %LE)	SITES ABOVE AL/TOTAL SITES	VIOLATION	TYPICAL SOURCE
Copper (ppm)	2023	1.3	0.3	0/20	No	Internal corrosion of household plumbing systems; Erosion of natural deposits; Leaching from wood preservatives
Lead (ppb)	2023	15	0.2	ND	No	Internal corrosion of household water plumbing systems; Discharges from industrial manufacturers; Erosion of natural deposits

SECONDARY SUBSTANCES

SUBSTANCE (UNIT OF MEASURE)	YEAR SAMPLED	SMCL (MG/L)	AMOUNT DETECTED	RANGE LOW-HIGH	VIOLATION	TYPICAL SOURCE	
Chloride (ppm)	2023	500	NS	20.7	5.9 - 53.0	No	Rainfall/leaching from natural deposits; Sewerage influence
Specific Conductance (µS/cm)	2023	1,600	NS	431.5	300.0 - 600.0	No	Substances that form ions when in water; Sewerage influence
Sulfate (ppm)	2023	500	NS	36.7	13.0 - 97.0	No	Rainfall/leaching from natural deposits; Industrial wastes
Total Dissolved Solids (ppm)	2023	1,000	NS	258.2	170.0 - 420.0	No	Rainfall/leaching from natural deposits

UNREGULATED SUBSTANCES

SUBSTANCE (UNIT OF MEASURE)	YEAR SAMPLED	AMOUNT DETECTED	RANGE (LOW-HIGH)	TYPICAL SOURCE
Calcium (ppm)	2023	49.3	16.2 - 84.5	Abundant naturally occurring element
Hardness (grains/gal)	2023	8.9	2.6 - 15.1	Naturally occurring calcium
Hardness (ppm)	2023	152.6	44.8 - 200.0	Naturally occurring calcium
Magnesium (ppm)	2023	6.9	1.1 - 13.9	Abundant naturally occurring element
pH, Laboratory (units)	2023	8.2	7.8 - 8.7	Hydrogen ion concentration
Permeability (ppm)	2023	2.7	1.3 - 3.7	Rainfall or leaching from natural deposits
Sodium (ppm)	2023	31.3	24.6 - 47.0	Naturally occurring

Unregulated contaminant monitoring helps the U.S. EPA and SWRCB determine where certain contaminants occur and whether the contaminants need to be regulated.

Community Participation

You are invited to participate in our city council meetings to voice your concerns about your drinking water. We meet the second and fourth Tuesday of each month at 7:30 p.m. in City Council Chambers, 5000 Clark Avenue.

Source Water Assessment

Assessments of the city's drinking water sources were completed in 2003 and 2006. These studies examined the potential vulnerability of each well to contaminants that could enter the water supply. Our groundwater supply is considered most vulnerable to the following activities: gas stations and repair shops, historic gas station locations, storage tanks, dry cleaners, and permitted National Pollutant Discharge Elimination System/Water Discharge Requirement discharges. A copy of the complete assessment is available at the Lakewood City Clerk's Office at 5050 Clark Avenue. You may request a summary of the assessment by contacting the Lakewood Department of Water Resources at (962) 866-9771, extension 2700, during regular office hours.

Table Talk

At the most out of the Testing Results data. In less than a minute, you will know all there is to know about your water.

For each substance listed, compare the value in the Average Amount Detected column against the value in the MCL (or AL or SMCCL) column. If the Average Amount Detected value is smaller, your water meets the health and safety standards set for the substance.

Verify that there were no violations of the state or federal standards in the Violation column. If there was a violation, you will see a detailed description of the event in this report.

If there is an ND or a less-than symbol (<), that means that the substance was not detected (i.e., below the detectable limits of the testing equipment).

The Range column displays the lowest and highest sample readings.

Where Does My Water Come From?

Your tap water comes from local, deep groundwater wells that supply our service area. The City of Lakewood is responsible for providing water services for residents and businesses west of the San Gabriel River. Golden State Water Company (GSWC) - an investor-owned water utility - serves the area east of the river. For information on GSWC's Water Quality Report, call (800) 999-4033.

Highlights of Lakewood's water system include:

- 100 percent groundwater produced from 11 deep wells
- Approximately 180 miles of water mains ranging from 4 to 27 inches in diameter
- Three water storage facilities holding approximately 13 million gallons
- A 2,500-gallon-per-minute water treatment facility

Definitions

90th percentile: The levels reported for lead and copper represent the 90th percentile of the total number of samples. The 90th percentile is equal to or greater than 90% of our lead and copper detections.

AL (Regulatory Action Level): The concentration of a contaminant which, if exceeded, triggers treatment or other requirements that a water system must follow.

grains/gal (gallons per gallon): Grains of compound per gallon of water.

MCL (Maximum Contaminant Level): The highest level of a contaminant that is allowed in drinking water. Primary MCLs are set as close to the PDES (or SMCCL) as is technically and economically feasible. Secondary MCLs (SMCLs) are set to protect the public from, and appearance of drinking water.


MCLG (Maximum Contaminant Level Goal): The level of a contaminant in drinking water below which there is no known or expected risk to health. MCLGs are set by the U.S. EPA.

MRL (Maximum Residual Disinfection Level): The highest level of a disinfectant allowed in drinking water. There is no known or expected risk to health from disinfectants. There is no known or expected risk to health from disinfectants.

MRLG (Maximum Residual Disinfection Level Goal): The level of a disinfectant below which there is no known or expected risk to health.



Questions





2025

Lakewood Leadership Academy





Andrew Camacho
Administrative Services Manager

Andrew Camacho was born and raised in Lakewood. He attended Mayfair High School before earning a Bachelor's degree in Political Science from Cal State Fullerton, followed by a Master's in Public Administration from Cal State Long Beach. He has been with the City of Lakewood for 12 years, starting as a scorekeeper and basketball referee and working his way up to his current role as Administrative Services Manager in the Finance Department. Andrew also lives in Lakewood with his wife and their beautiful three-year-old daughter.

Finance and Administrative Services Department

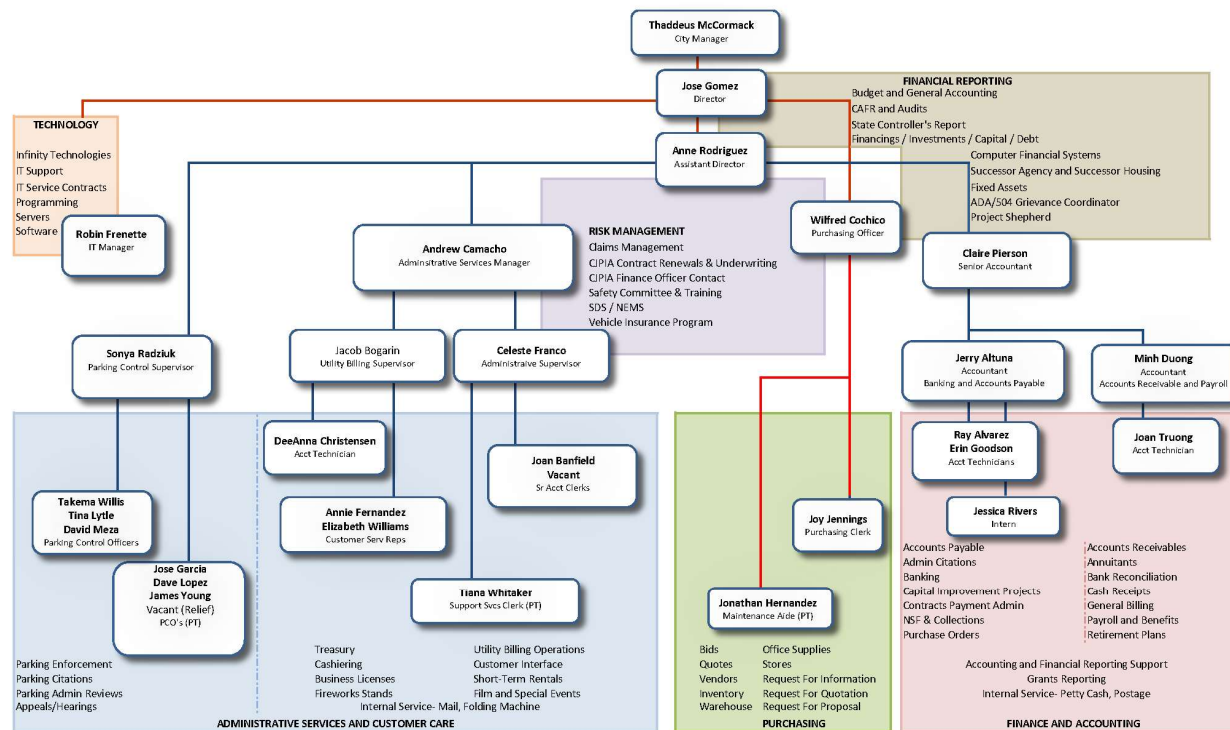


Mission


In a manner of excellence, integrity and dedication, the City's Finance and Administrative Services Department (FASD) is committed to providing fiscally responsible financial management, appropriate internal control and cooperative guidance to City staff, the Mayor, City Council and the Citizens of Lakewood.



Meet our FASD Team



I. Administrative Services

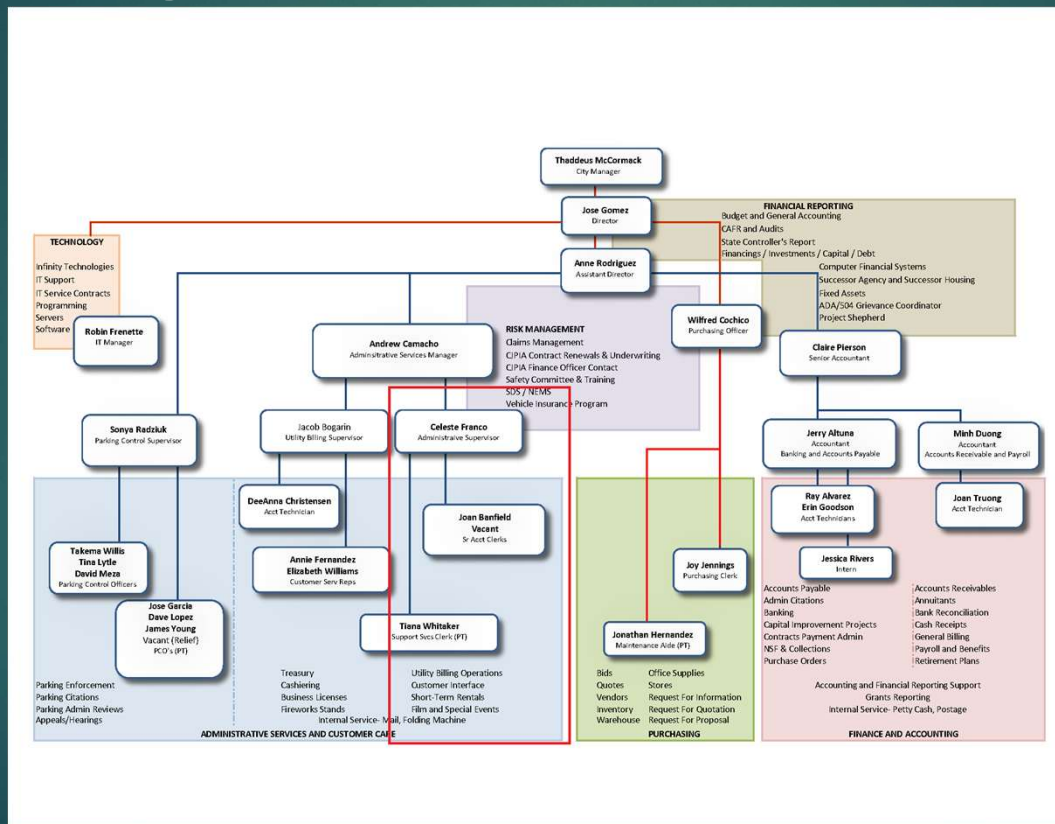


Administrative Services–Utility Billing

- ▶ Administer, operate, and maintain utility accounts for the City
- ▶ Oversee the billing and collection for all water and trash accounts
- ▶ Comply and enforce all laws and regulations of the State



Administrative Services–Licensing, cashiering & customer service

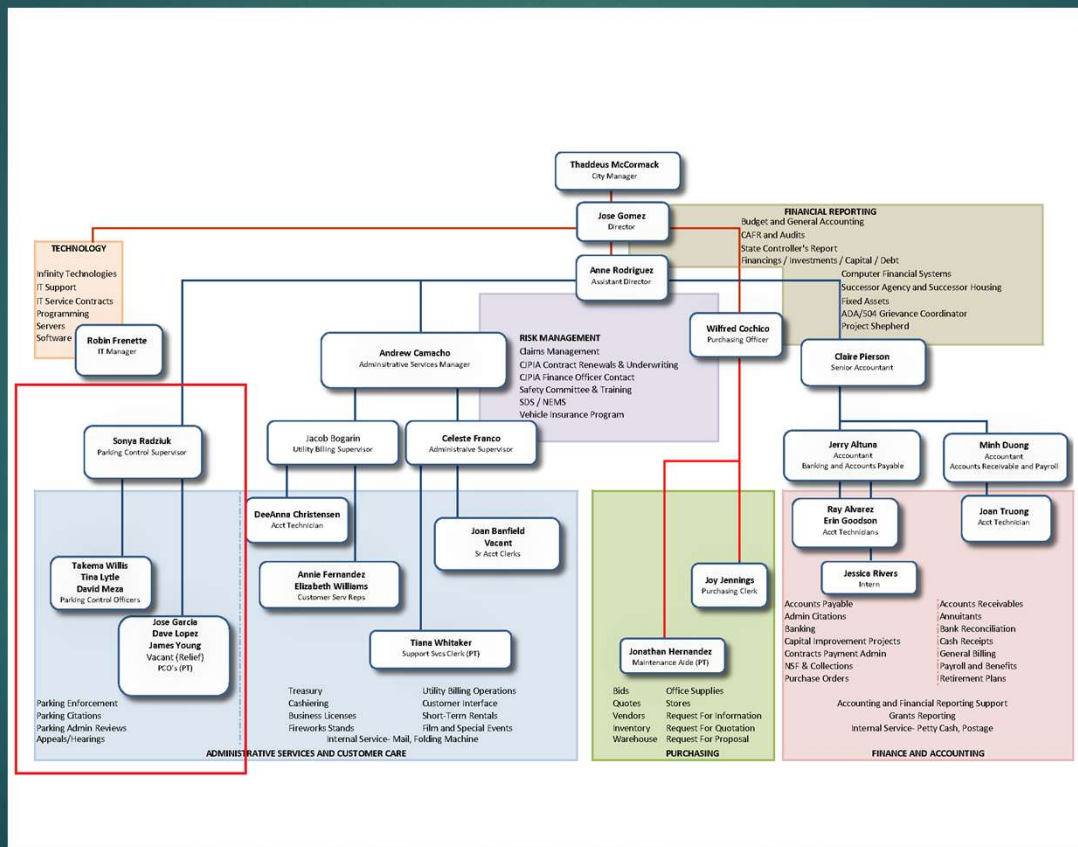


Administrative Services–Licensing, cashiering & customer service

- ▶ Maintains, records, issues, and enforces 5,000 annual business licenses
- ▶ Processes and maintains permits for film, special events, firework stands, and entertainment permits
- ▶ Provides cashiering services for all City departments including building permits, parking citations, utility billing, business license, and administrative citations



100



Administrative Services–Parking Control

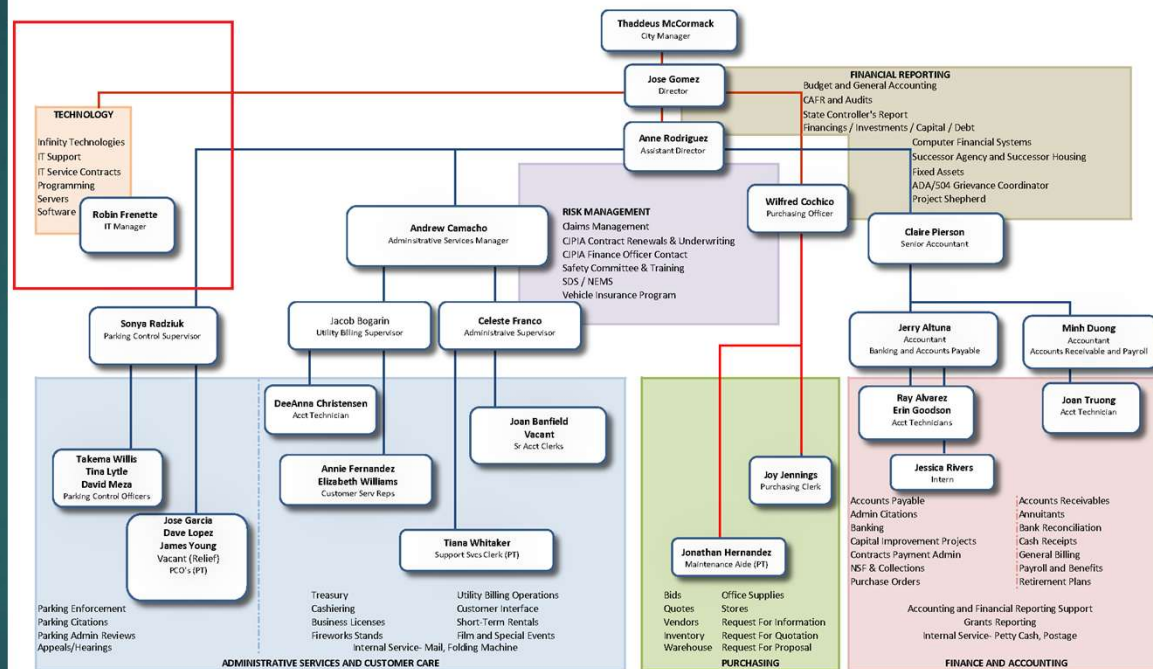
- ▶ Enforce parking regulations throughout the City
- ▶ Obtain compliance with City and State parking laws
- ▶ Address service requests related to parking and public right-of-way



II. Support Services



100

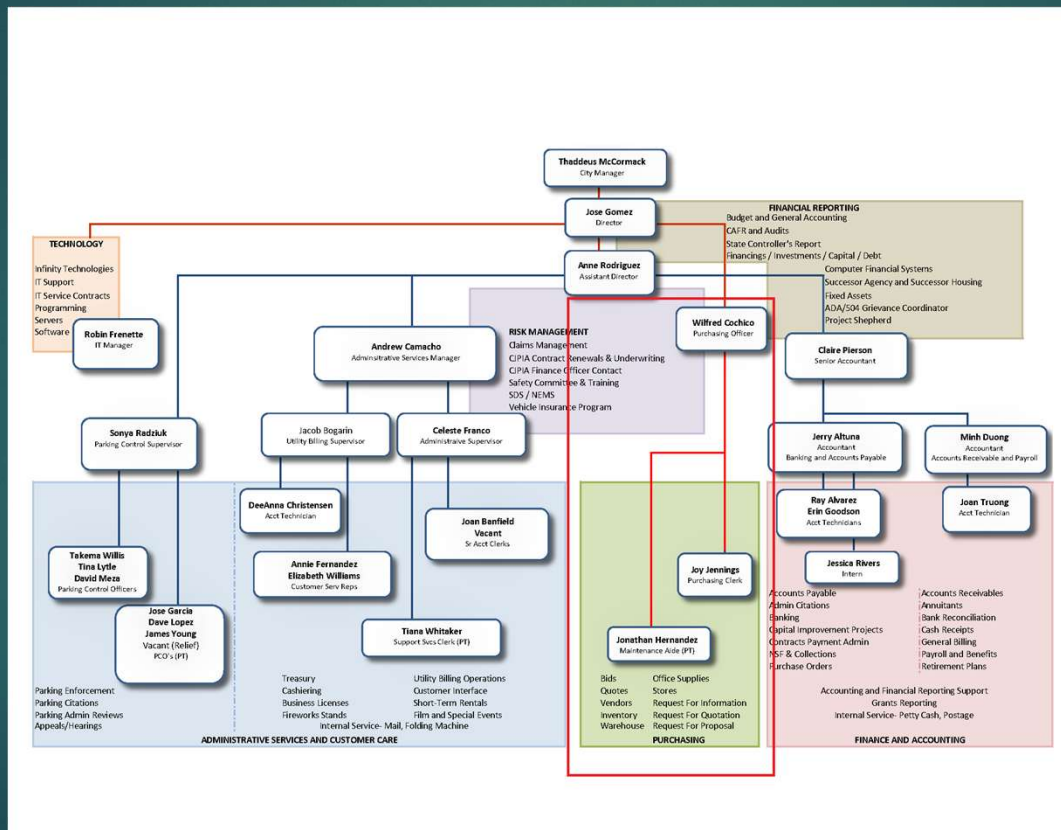


Support Services - IT

- ▶ Support ALL departments in the use of information technology
- ▶ Network security
- ▶ Update and maintain software, programs, operating systems
- ▶ Maintain City workstations, servers, and networking equipment



Support Services - Purchasing and Procurement



Support Services Functions – Purchasing and Procurement

- ▶ Solicit informal and formal bids for the purchase of equipment and supplies
- ▶ Exercise quantity and quality control over purchases
- ▶ Update stock specifications and standards



Support Services Functions - Purchasing and Procurement

CITY OF LAKEWOOD Purchasing Policy

PURPOSE

The purpose of this policy is to emulate best practices in purchasing procedures.

OBJECTIVES

The objective of this policy is to establish an efficient procedure for the purchase of supplies and equipment, and procurement of services, and references purchase/acquisition of real property and contracting for the construction of public works projects consistent with state law. These procedures shall not be overly time consuming and cumbersome, while allowing the City to obtain the best professional services, and acquire quality supplies, general services, and equipment at the lowest reasonable cost.

OVERVIEW

In accordance with the provisions of Sections 54201 and 54204 of the Government Code of the State of California, and the procedures in this policy; the authority for the purchase of supplies, equipment, and services is vested in the Purchasing Officer and such procedures and policies shall govern all purchases of supplies and equipment.

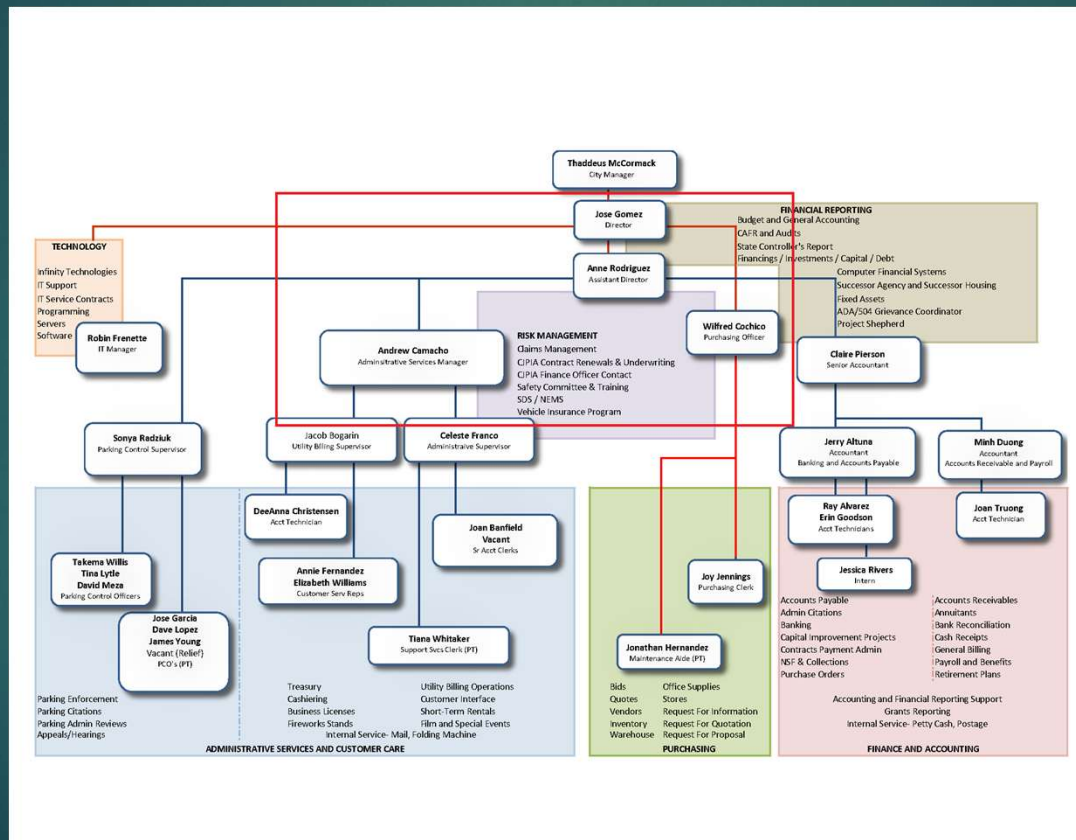
The provisions of this policy apply to the purchase of supplies, equipment, services, and references the purchase of real property as prescribed by state and federal law, and public works projects as defined by Section 37901 of the Government Code. This policy identifies binding documents such as contracts, agreements and letter agreements as "contract(s)".

The provisions of this policy do not apply to the purchase of supplies, equipment, and professional services where the City Council has, by contract or resolution, contracted for or transferred the authority to make the purchase of supplies, equipment, and services to another governmental agency or officer and where the other governmental agency or officer, in the purchase of supplies, equipment, and services, follows this policy and procedures in substantial compliance with provisions of Sections 54201 and 54204 of the Government Code of the State of California.

Duties of the Purchasing Officer

The City Manager, or his/her authorized representative(s), shall act as the City's Purchasing Officer and be responsible for the purchase of all supplies, equipment and services for all departments and divisions of the City. The duties of the Purchasing Officer may be combined with those duties of any other officer or position in the City. The Purchasing Officer shall have the authority and duty to:

Support Services – Insurance & Risk Management



Support Services – Insurance & Risk Management

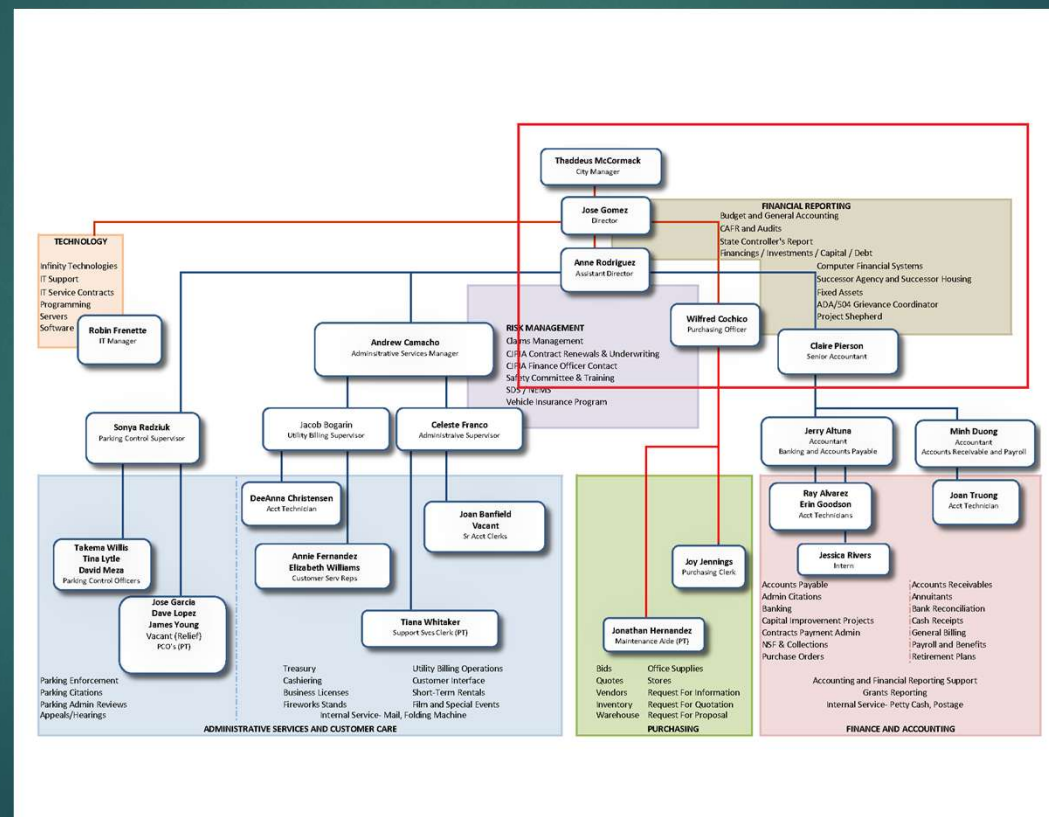


- ▶ Process claims against the City
- ▶ Administer risk management
- ▶ Coordinate coverage with partnership through the California Joint Powers Insurance Authority (CJPIA)

III. Fiscal Services



Fiscal Services – Budgeting & Reporting



Fiscal Services – Budgeting & Reporting

▶ Budget- 6 Step Process

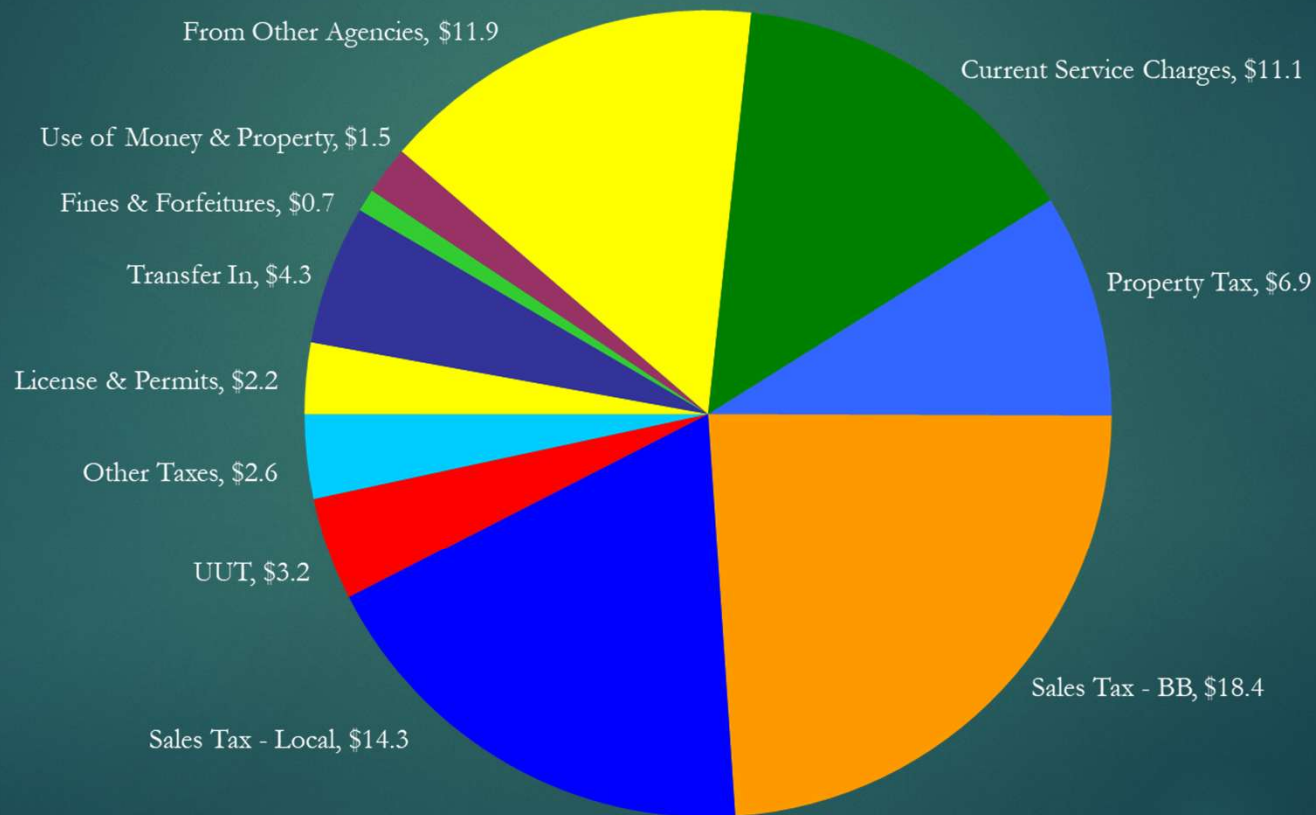
- ▶ Planning
- ▶ Budgetary Guidelines
- ▶ Department Budget
- ▶ Review
- ▶ Presentation at Council Meeting
- ▶ Monitor

▶ Types of Budget

- ▶ Operating (General & Special Revenue Funds)
- ▶ Capital
- ▶ Water Utility

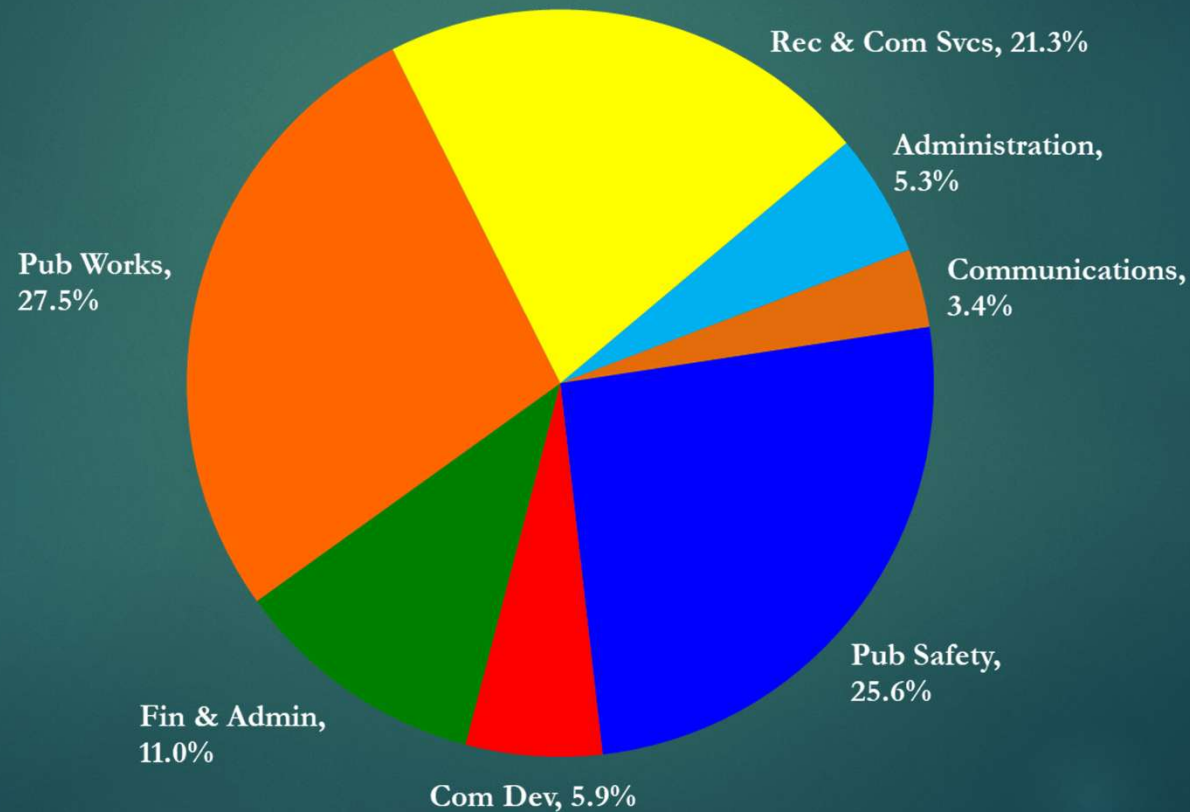
FY 2023-24: General Fund Revenues

\$77.1 Million

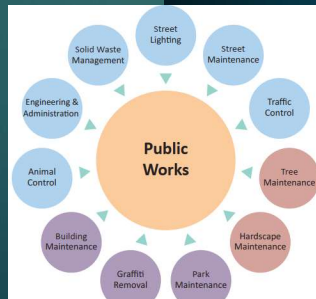


FY 2023-24 : GF Departmental Expenditures

\$70.4 Million



Fiscal Services - Budget Document



Many Faces. One Lakewood.



2022 - 2024 Adopted Budget


Lakewood, California



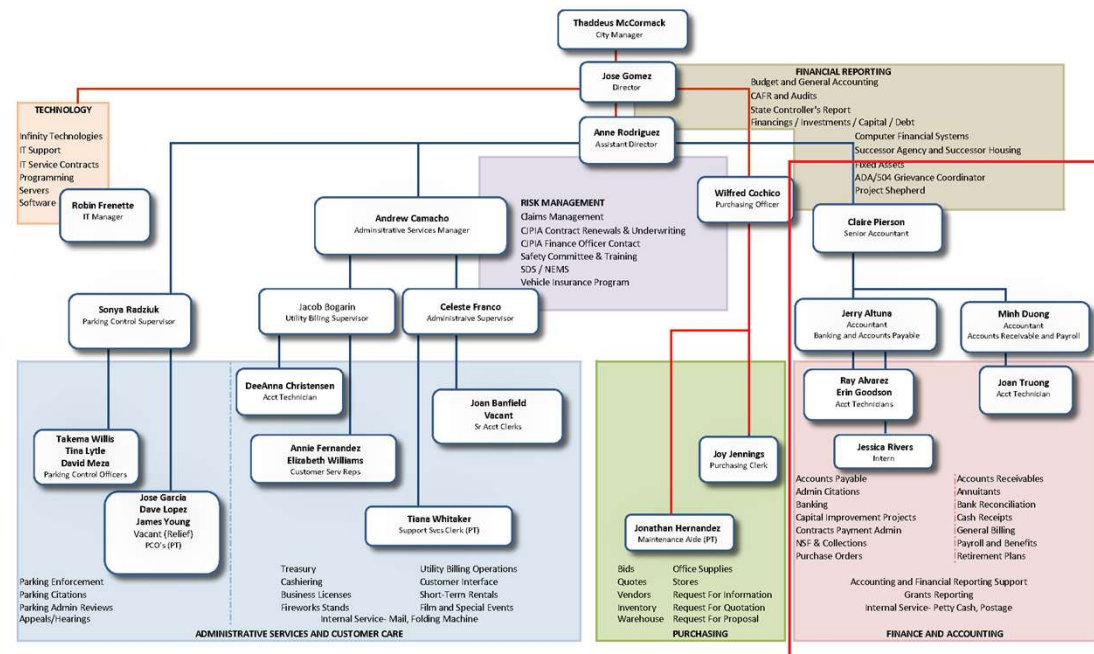
Fiscal Services – Budgeting & Reporting

The City's financial reports (ACFR) are compiled to answer three basic questions:

- Where did the funds come from?
- What activities did we spend the funds on this year?
- Do we have enough funds to meet our obligations in the future years (what do we have left and our Fund Balance)?



100



Fiscal Services – Accounting

- Accounts Payable

- Accounts Receivable

- CIPs

Accounting
is the *language*
of **business.**

- Payroll & Benefits

- Cash Management

- Treasury

- Grants Accounting

- Audit

- Internal Controls



Thank you!

CITY OF
LAKEWOOD

California





2025

Lakewood Leadership Academy





Kevin Yamakawa
Principal Civil Engineer

Kevin Yamakawa graduated from the University of California, Irvine in 2006 with a Bachelor of Science in Civil Engineering. With over a decade of experience in the private sector, Kevin worked for various consulting firms supporting civil design on LA County Metro Transit projects. Transitioning to the public sector, Kevin served as an associate civil engineer in the City of Orange's Public Works Design Division for over four years before joining the City of Lakewood, where he has worked for the past two years. Kevin has been a licensed professional engineer in California since 2014. He currently resides in Long Beach with his wife and two children, who keep him busy in his free time.

Lakewood Public Works



**Principal Civil Engineer
Kevin Yamakawa, P.E.**

PUBLIC WORKS 101

Public Works is the combination of physical assets, management practices, policies, and personnel necessary for government to provide and sustain structures and services essential to the welfare and acceptable quality of life for its citizens.

PUBLIC WORKS 101

Public Works encompasses construction and maintenance of:

- public buildings (civic centers, community and parks buildings, libraries, etc)
- public transport facilities (sidewalks, local streets, arterials)
- public spaces (trees and open spaces)
- public services (sewers, storm water, street lights, trash and water*)
- Public Infrastructure

WHAT IS PUBLIC WORKS?

The United States has approximately 19,500 municipalities of varying sizes. In each community, whatever the size, there are needs common to all that must be met through the provision of public works services. These needs are met on a daily basis by visionary, values-driven, and hardworking men and women who provide and sustain public works services in the best interests of their communities.



LAWS IMPACTING PUBLIC WORKS

Clean Water Act

Disaster Recovery
Reform Act

Endangered
Species Act

Infrastructure
Investment and
Jobs Act

National
Environmental
Policy Act

Safe Drinking
Water Act

Stafford Act

Water Resources
Development Act



LAKEWOOD PUBLIC WORKS

- Stewards of the public right-of-way and City facilities
- Four operating divisions
 - Administration and Engineering
 - Facilities Maintenance
 - Tree and Hardscape Maintenance
 - Fleet Maintenance

LAKEWOOD PUBLIC WORKS

- Contract City vs. Full-Service
 - Consultant Support
- General Law vs. Charter
 - Public Bidding/Contracting
- Pre/Post Measure “L”
 - Adopted 7-year Capital Improvement Program (CIP) in March 2024

ADMINISTRATION AND ENGINEERING



Administration and Engineering

- PW Management Team
 - Kelli Pickler– Director
 - Dario Simoes – Assistant Director/City Engineer
 - Kevin Yamakawa – Principal Engineer
 - *VACANT* – Associate Civil Engineer
 - Konya Vivanti – Environmental Programs Manager
 - Jack Wopschall– Sr. Management Analyst
 - Sam Chambers– Project Manager

Administration and Engineering

- Supervise PW Field Operations and Personnel
- 4 Operating Divisions – with sub-budgets
- Administer LA County Contracted Services
- Capital Project Planning and Construction
- Traffic Engineering
- Environmental Programs Management
- Intergovernmental Relations
- Interdepartmental Coordination




LACDPW Traffic Signal Maintenance



LACDPW Street Light Maintenance
(Other than those owned by SCE)



LACDPW Sign & Marking Crews



LACDPW Street Maintenance Crew

LACDPW Sewer Maintenance



LACDPW Flood Control Maintenance





EDCO Disposal




SCA Street Sweeping

SEAACA Facility in Downey



Visit
Enclosure





Security Cameras and Proximity Readers

“Gatekeeper” On-Call System

- Calls monitored 24/7 by a PW Manager
- PW Standby available on weekends
- Can call any contract resources for emergencies
- Access Gatekeeper by calling City Hall after hours, follow prompts, and leave message
- Gatekeeper will return call within 20 minutes




PW Operations

Public Works Field Operations


- Nixon Yard – Main Operations Base
 - Facilities Maintenance – Skilled Trades, Carpenter and Paint Shops
 - Trees and Hardscape Maintenance
 - Fleet Maintenance
- Arbor Yard – Satellite Shops
 - Electrical Shop
 - Plumbing Shop

Facilities Maintenance

- Frank Spiegel, Supervisor
 - 1 Leadworker
 - 2 Maintenance Electricians
 - 1 Plumber and 1 Carpenter
 - 2 FT and 1 PT Maintenance Painters
 - 5 FT and 1 PT Skilled Trades Workers
 - 1 Maintenance Worker
 - 4 Maintenance Trainees



Facility Repairs



Graffiti Removal Crew



Satisfied
Customer



Mayfair Pool Maintenance

PW
Bldg B




Welding &
Paint Shop





Carpenter Shop – Nixon Yard



Plumbing Shop – Arbor Yard

Tree and Hardscape Maintenance


- Tim Hunt, Hardscape Manager
 - 1 Leadworker
 - 2 Tree Trimmers
 - 2 Maintenance Trainees
 - 1 Sr. Administrative Clerk
- Contract Tree Services – WCA
- Contract Hardscape Repair Services - C.J. Construction



WCA Trimming Crew




C.J. Construction



Tree Service Request Crew




Sidewalk Grinding



Fleet Maintenance Staff

Fleet Maintenance

- Taso Bogris, Fleet Manager
 - 3 Fleet Technicians
- State of the Art shop
 - Engine Analyzer, Dyno, and Smog Computer
- Over 150 rolling stock in fleet plus 250 small items
- 3 CNG Fueling Stations and Gasoline Pumps/Tanks
- 11 emergency generators



Fleet Maintenance – Nixon Yard

7-YEAR CAPITAL IMPROVEMENT PROGRAM



Capital Improvement Program Budget FY 23-24 to FY 29-30

March 2024
Adopted March 26, 2024

ADA Improvements	\$1,220,000
Building Improvements	\$41,974,639
Median Island Landscape Improvements	\$2,654,389
Park Improvements	\$10,079,992
Street and Traffic Signal Improvements	\$63,279,528
Other Facility Improvements	\$300,000
Water Improvements (committed)	\$11,074,397
Water Quality Improvements	\$5,558,920

	FUND SOURCE	Bal 6/30/23	2023-24	2024-25	2025-26	2026-27	2027-28	2028-29	2029-30	2031-2040	TOTALS
1	General Fund	85,713	4,557,366								\$ 4,643,079
2	CDBG	589,822	230,935	75,000	75,000	75,000	75,000	75,000	75,000		\$ 1,270,757
3	Measure L City	10,963,602	3,100,000	3,500,000	3,605,000	3,713,150	3,824,545	3,939,281	4,057,459	47,909,647	\$ 84,612,683
4	Measure A	1,028,281	275,000	280,500	286,110	291,832	297,669	303,622	309,695		\$ 3,072,709
5	Measure M	5,181,591	1,647,993	1,589,515	1,621,305	1,653,731	1,686,806	1,720,542	1,754,953		\$ 16,856,437
5	Measure R	4,215,626	1,454,111	1,402,513	1,430,563	1,459,175	1,488,358	1,518,125	1,548,488		\$ 14,516,959
	Measure W	275,206	531,000	770,000	770,000	770,000	770,000	770,000	770,000		\$ 5,426,206
	Prop C		710,000	5,230,000							\$ 5,940,000
6	RMRA (SB1)	5,520,767	2,034,896	2,106,886	2,148,820	2,191,796	2,235,632	2,280,345	2,325,952		\$ 20,844,893
	Sewer										\$ -
5	TDA	0	94,624	82,311	83,957	85,636	87,349	89,096	90,878		\$ 613,852
7	Water	1,913,775	4,801,434	4,300,207							\$ 11,015,416
8	Other - CFP	1,999,460	4,900,000	4,672,279							\$ 11,571,739
	Prop 68	226,876									\$ 226,876
9	Other - CT Grant	911,920								30,000,000	\$ 30,911,920
10	Other - Covid-SB2	827,646									\$ 827,646
11	Other - HSIP/STPL	871,122	2,243,900								\$ 3,115,022
12	Measure R Grant	1,082,145									\$ 1,082,145
	Unfunded										\$ -
	Total Funding	\$ 35,693,552	\$ 26,581,259	\$ 24,009,011	\$ 10,020,756	\$ 10,240,321	\$ 10,465,359	\$ 10,696,011	\$ 10,932,424	\$ 77,909,647	\$ 216,548,339

FOOTNOTES: 1. ARPA Transfers. 2. CDBG for Weingart FY23-24 carryover \$589,822 plus FY24-25 allocation \$155,935. 3. Escalated at 3% after FY24-25. 4. LA County Regional Parks and Open Space District 2/9/22 estimate then escalated at 2% annually. 5. LA Metro estimate 3/1/23 then escalated at 2% annually. 6. CA City Finance estimate 1/23 then escalated at 2% annually. 7. Safe Clean Water Act estimated CIP annual contribution. 8. Community Funded Projects (CFP) by Legislative Act - Barragan \$1,122,279 for Weingart, Gonzalez \$2M for Weingart, Rendon \$2.7M for Weingart, Rendon \$1,999,460 for Palms, Garcia \$850,000 for Palms, Rendon LEC Reallocation \$2,900,000 for Palms. 9. Overtime Caltrans Grant for water quality carryover FY23-24. Future grant \$30M undetermined. 10. Overtime grants, SB2 = \$278,432 for PW Counter, CDBG-CV = \$549,214 for Weingart. 11. Overtime State/Fed grants. 12. LA County Transportation Improvement Funds grant.



Questions?



2025

Lakewood Leadership Academy





Aldo Cervantes

Director of Community Development

Aldo Cervantes received his Bachelor of Science in Urban Planning from Cal Poly Pomona in 2003 and his Master in Public Administration from Cal State Fullerton in 2009. Aldo started his career working for the City of San Marino. After almost 18 years in San Marino, Aldo left to become the Community Development Director for San Gabriel. And in January 2025, Aldo started his career, here, at the City of Lakewood. On his free time, Aldo enjoys hiking, playing pickleball with friends, and spending time with his son and daughter at Disneyland.



Lakewood Leadership Academy

Community Development Overview

**Director of Community Development
Aldo Cervantes**

Community Development Divisions

- **Administration**
- **Planning and Zoning**
- **Economic Development**
- **Building and Safety**
- **Neighborhood Preservation (Code Enforcement)**
- **Geographic Information Systems (GIS)**

Administration

- **Support staff by**
 - **Staffing the public meetings**
 - **Budget management**
 - **Managing the public via the public counter, phone calls, and emails.**
 - **Review various correspondence**

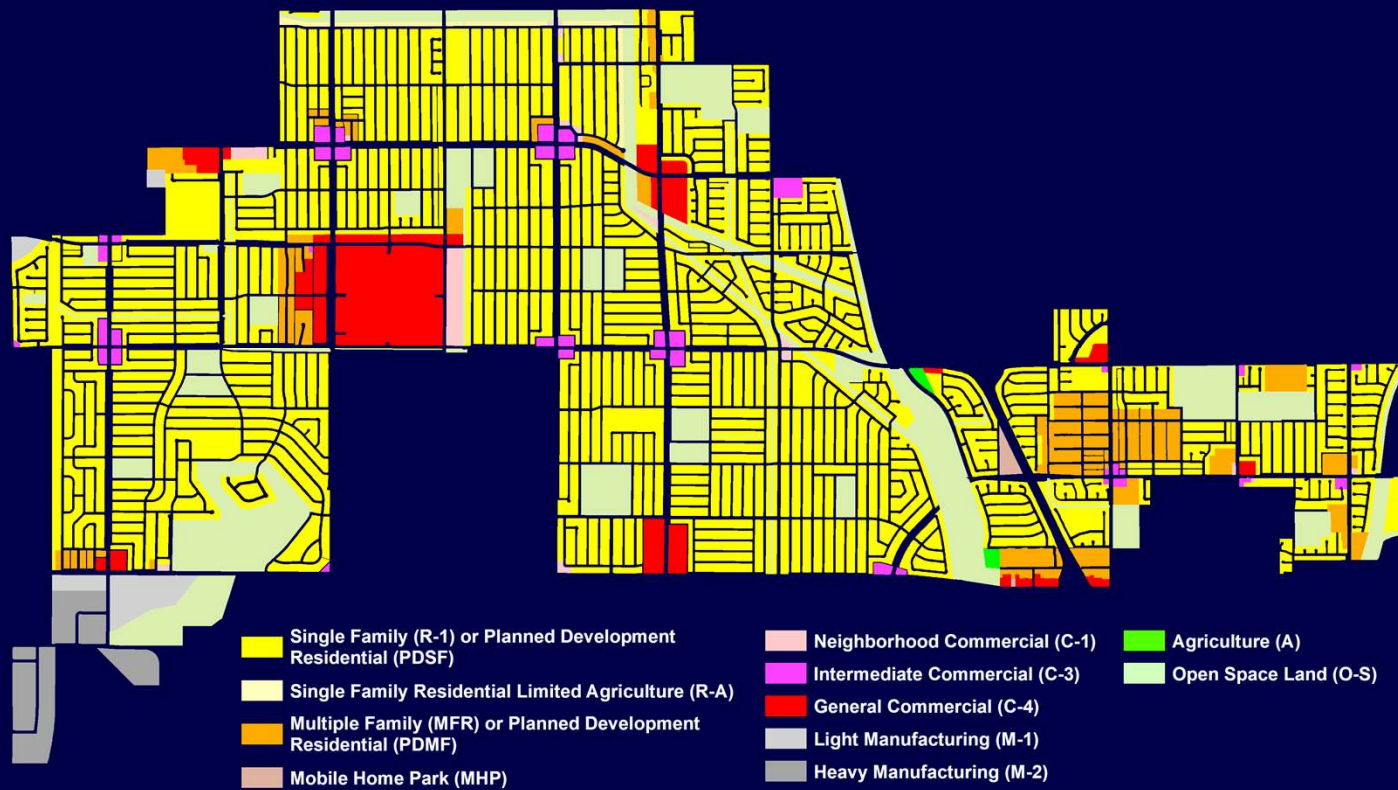
Planning and Zoning

- **General Plan (Update Coming Soon)**
- **Manage Zoning and Policy Regulations**
- **Oversee the Development Review Board (DRB)**
- **Oversee the Planning and Environment Commission (PEC)**

Planning and Zoning - General Plan

- Major Revision in 1996
- Elements:
 - Land Use
 - Circulation
 - Conservation
 - Open Space
 - Noise
 - Safety
 - Air Quality
 - Recreation and Community Services
 - Economic Development
 - Housing (2022)

Planning and Zoning - Zoning Map



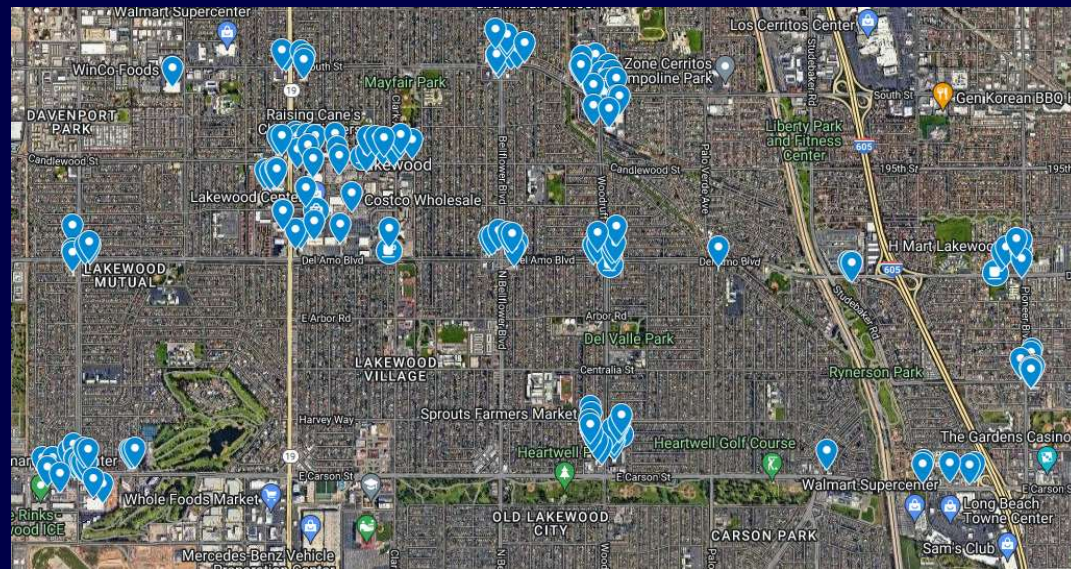
Economic Development

- **Business Retention**
- **New Business Outreach**
- **Conduct meetings with stakeholders and the development community**
- **Attend meetings and conferences to engage with potential new businesses**

Economic Development

Providing helpful tools

- Dine and Shop Map



Economic Development

Providing helpful tools

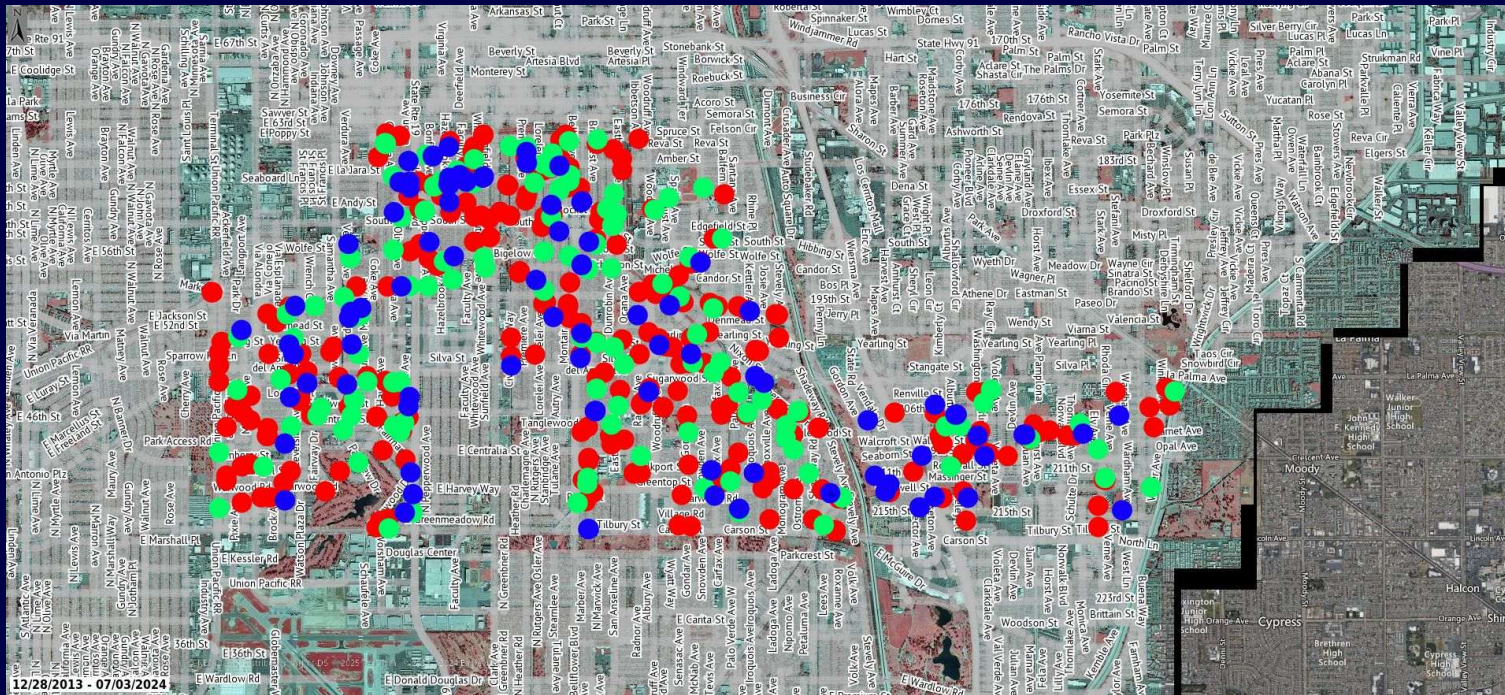
- Community Profiles
- Economic Profiles



Building and Safety

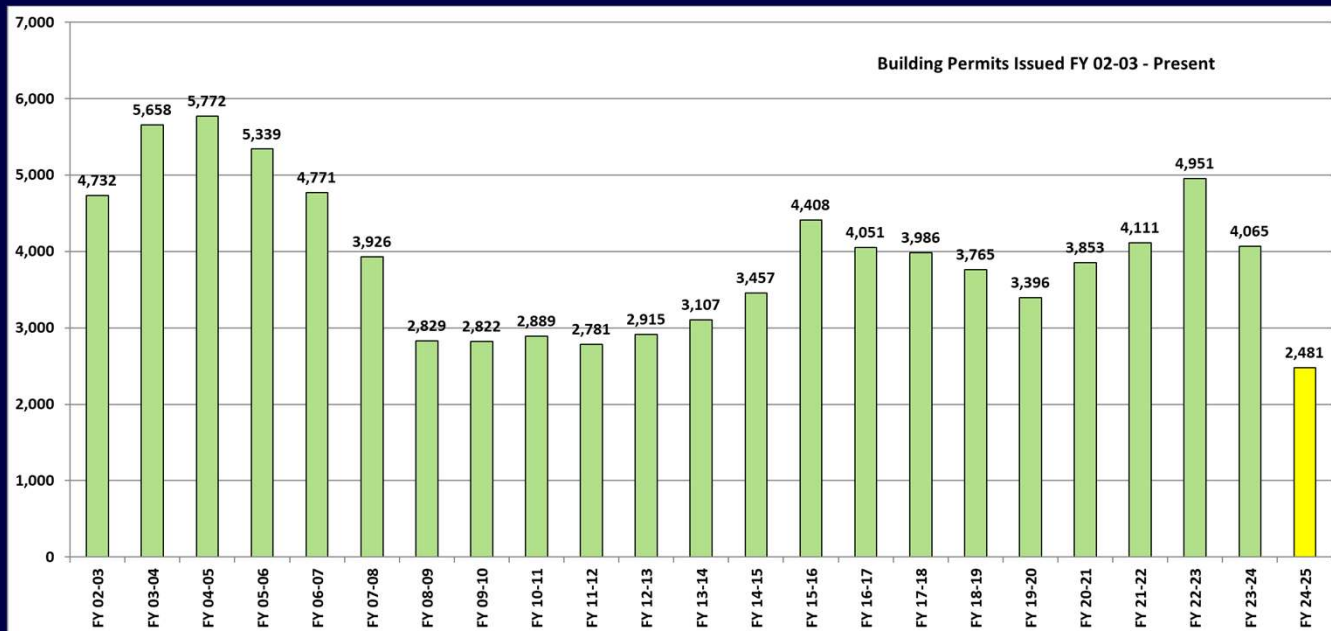
- **Contract with Los Angeles County Public Works for:**
 - **Plan Check**
 - **Permit Issuance**
 - **Building Inspection**
 - **Supervision**

Building and Safety – ADU Projects



Red – Final Green – Issued Blue – In review

Building and Safety – Permit Activity



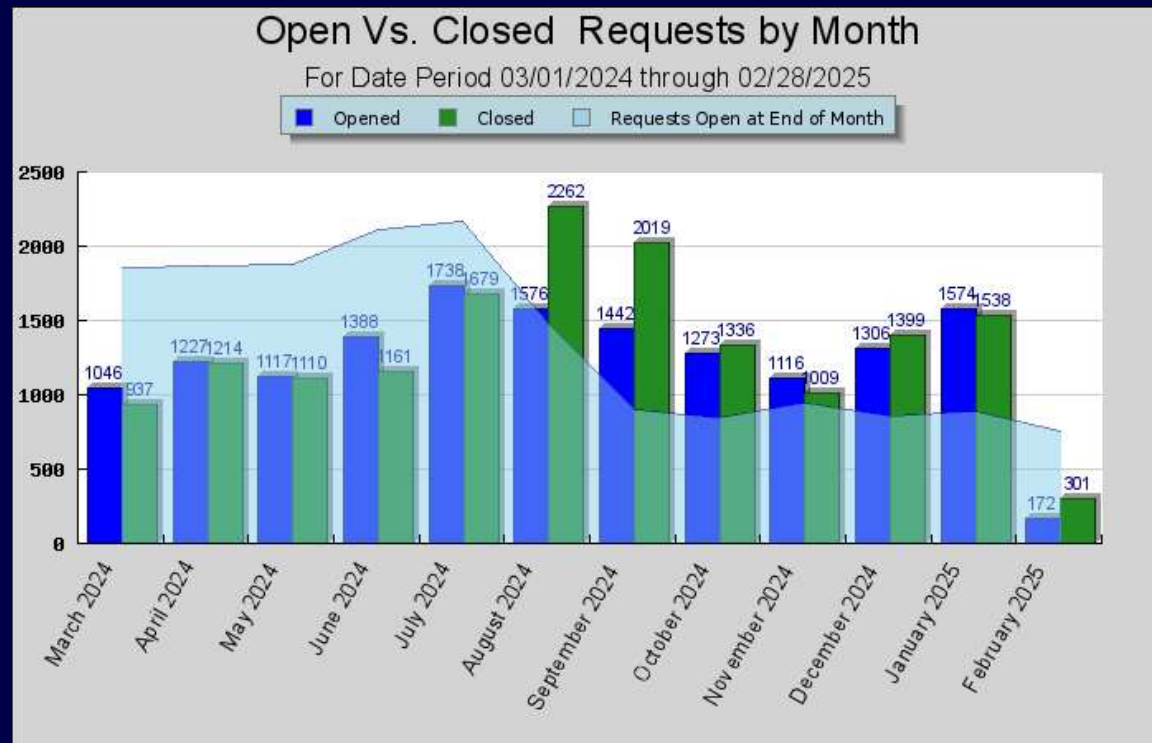
Neighborhood Preservation

- Code Enforcement
- Housing
- Fair Housing

Neighborhood Preservation – Code Enforcement

- **Health & Safety**
- **Property Maintenance**
- **Nuisance Abatement**
- **Building Rehabilitation**
- **Partner with City Prosecutor to abate violations**

Neighborhood Preservation – Code Enforcement Activity



Neighborhood Preservation – Code Enforcement Tools

- **Notices that highlight the violation**
- **Administrative Citations**
- **Criminal Citations**
- **Warrants to access property**
- **Prosecution for repeat offenders**
- **Receivership of private property**

Code Enforcement – Property Maintenance

Before



After



Code Enforcement – Illegal Business Abatement

Before



After



Housing / Fair Housing

- **Community Development Block Grant (CDBG)**
- **Single-Family Residential Rehabilitation**
 - **Home Improvement Loans**
 - **Fix-Up, Paint–Up Grant**
- **Scattered Lot Development**

Map of CDBG Areas



Fix-Up, Paint-Up Grant Program

Before



After



Scattered Lot Program







2025

Lakewood Leadership Academy





Kevin Bright

Assistant Director of Recreation and Community Services

Kevin Bright is the Assistant Director for the Recreation and Community Services Department. Kevin has been a Lakewood employee for 22 years and is proud to say that Lakewood has been the only agency for which he has worked in a full-time capacity. Kevin is a graduate of Cal State Long Beach with a bachelor's degree in Recreation and Leisure Studies. Growing up in after school day care and spending summers at the Boys Club, landing a career in parks and recreation was a natural outcome as he tries to model so many of those adults whom had lasting, positive impacts on his young life. Finding his own recreation in playing and watching sports, his work has always gone hand in hand with things he enjoys in life.

THE RECREATION & COMMUNITY SERVICES DEPARTMENT

Lakewood Leadership – Class of 2025

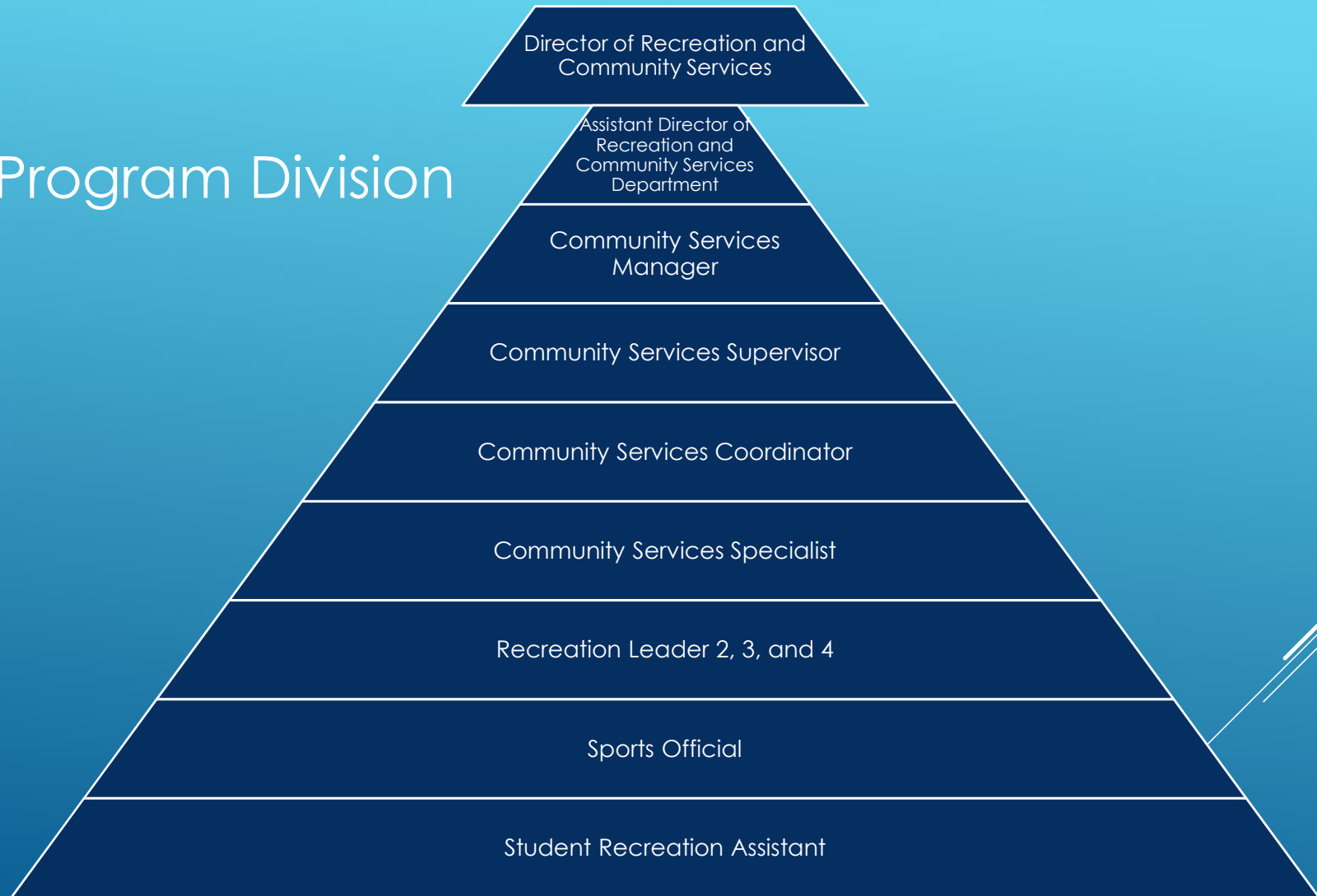


RCS MISSION STATEMENT

The Recreation and Community Services Department strives to enhance the quality of life for all residents now and in the future by providing quality recreation programs, services, events, and active and passive spaces.

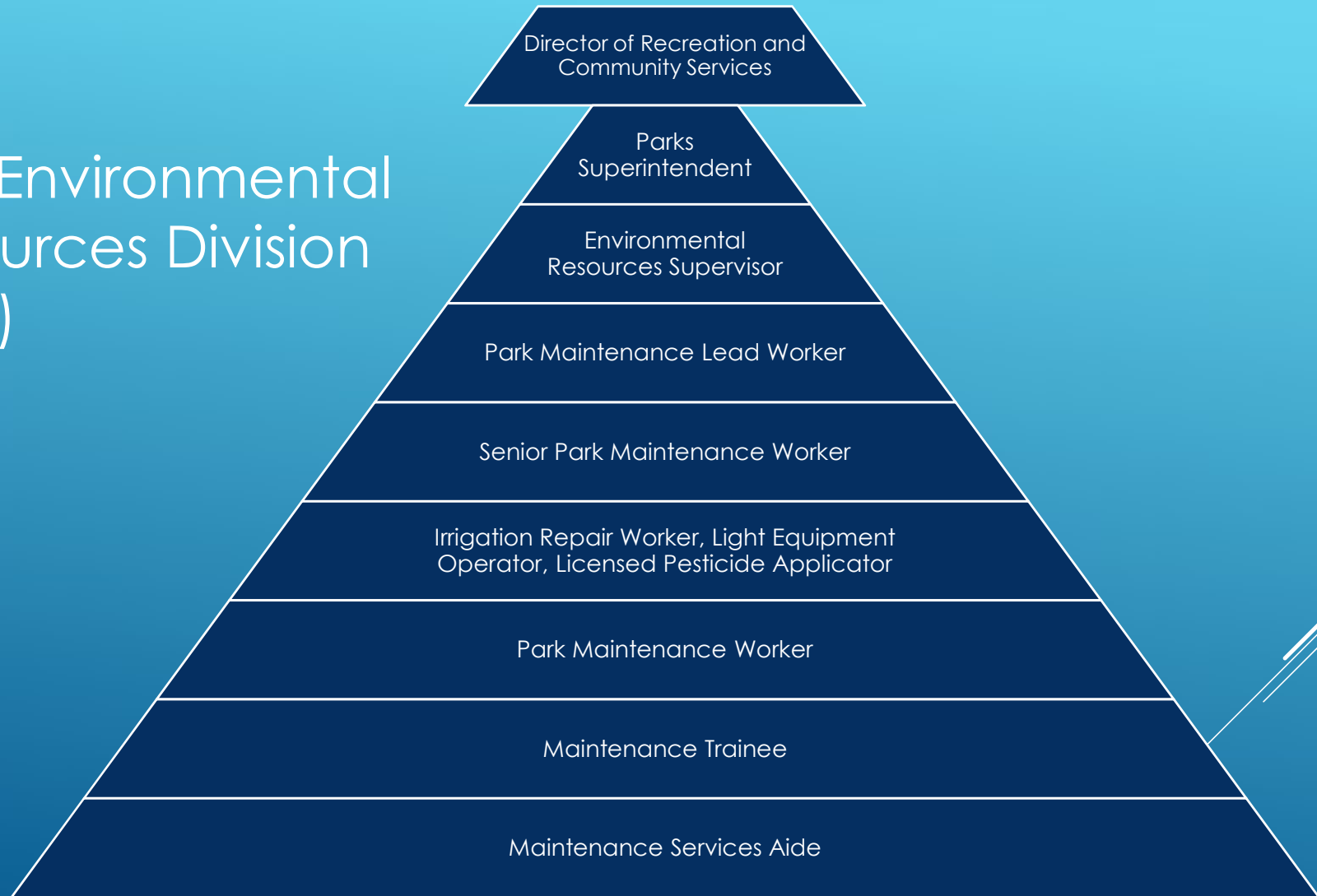


RCS Program Division





RCS Environmental Resources Division (ERD)





RCS Fiscal Year 2024-2025 Budget

Appropriations by Fund:		
1010	General Fund	\$17,337,540
1015	Special Olympics	\$5,000
1030	Community Development Block Grant	\$30,860
3070	Prop C – Transit	\$991,912
1623	Measure W	\$42,010

Appropriations by Division:7800		
1260	RCS Commission	\$8,530
7000	RCS Administration	\$3,195,855
7050/7055/7070/7075	Aquatics Programs	\$515,645
7150	Centre Facility Operations	\$724,415
7200	DASH Transit	\$991,912
7300/7380/7385	Human Services Programs	\$831,206
7350	Park Programs	\$1,764,384
7400	Social and Cultural Programs	\$1,543,308
7450	Sports Programs	\$381,700
7500	Facilities Maintenance	\$630,702
7550	Parks and Facilities Turf Maintenance	\$358,757
7600	Park Maintenance	\$3,412,037
7650/7720/7740	Parkways and Medians Maintenance	\$2,718,533
7800	Equestrian Center Operations	\$1,252,468

Total Appropriations:	\$18,329,452
Projected Revenues:	\$2,599,705

Parks
Make
Life
Better!



Lakewood's 190 Acres of Fun



RCS MAJOR FUNCTIONS

► Program Division

► Park Programs

- Daily supervision and safety
- Ongoing maintenance and cleaning
- After school programs
- Teen programs
- Facility reservations
 - Picnic shelters
 - Activity rooms
 - Ball fields
- Winter and Spring Break programs
 - Santa Claus and Easter Bunny visits
 - Day camp series



RCS MAJOR FUNCTIONS

► Program Division

► Sports Programs

- Lakewood Youth Sports (LYS)
 - Free for residents
- Adult Sports
- Lakewood Youth Hall of Fame



RCS MAJOR FUNCTIONS

► Program Division

► The Centre

- Lakewood's premiere event facility
- Catering concessionaire
- Milestone celebrations for the public
- City-hosted capstone events
 - Lakewood Youth Hall of Fame
 - Award of Valor
 - State of the City Luncheon
 - Mother's Day Brunch



RCS MAJOR FUNCTIONS

► Program Division

► Senior and Human Services

- Burns Community Center
 - Active+ programs
 - Tenants
 - Meals on Wheels of Long Beach
 - Mothers at Work Child Care
- Project Shepherd Program
 - Holiday Program, Backpack Program and Year 'Round Extension



RCS MAJOR FUNCTIONS

- ▶ Program Division
- ▶ Senior and Human Services
 - ▶ Weingart Senior Center
 - ▶ Older adult programs and events
 - ▶ Holiday parties
 - ▶ Bingo
 - ▶ Karaoke Dance and Sing
 - ▶ Daily congregate lunch program provided by Human Services Association
 - ▶ Daily activities
 - ▶ Aerobics, fitness and dance classes
 - ▶ Billiards
 - ▶ Social activities – games, cards, etc.
 - ▶ Seminars and learning sessions
 - ▶ Arts and crafts classes
 - ▶ Fitness room



RCS MAJOR FUNCTIONS

- ▶ Program Division
- ▶ City-Wide Special Events
 - ▶ Major events
 - ▶ Pan Am Fiesta
 - ▶ Civic Center Block Party
 - ▶ Fest Of All
 - ▶ Halloween Carnivals
 - ▶ Summer Concerts in the Park
 - ▶ Holiday Tree Lighting
 - ▶ Events of a smaller scale
 - ▶ Earth Walk
 - ▶ Play at Palms Series
 - ▶ Fun-Tastic Family Nights
 - ▶ Parent-Child "Date Nights"



RCS MAJOR FUNCTIONS

► Program Division

► Aquatics

► Mayfair and McCormick Pools

- Swim lessons
- Water fitness
 - Lap swim
 - Classes
- Recreation swim
- Special events
- Junior Lifeguard Program



RCS MAJOR FUNCTIONS

► Program Division

► Special Populations

► Special Olympics

- Basketball
- Bocce
- Bowling
- Golf
- Soccer
- Softball

► Adaptive Recreation

- Weekly program
- Seasonal special events



RCS MAJOR FUNCTIONS

► Program Division

► DASH Transit

- Curb to curb pick up and drop off service
- For Lakewood residents 60 and older or with a disability
- FREE!
- Proposition C funded program
- Client trips
 - Medical visits
 - Shopping
 - Personal care and beauty
 - Dining
- Adult travel excursions



RCS MAJOR FUNCTIONS

- ▶ ERD – Think “Clean and Green”
- ▶ Parks Maintenance
 - ▶ Daily upkeep
 - ▶ Turf and landscape
 - ▶ Walkways
 - ▶ Trash
 - ▶ General safety
 - ▶ Ball diamonds
 - ▶ “Mow Day”
 - ▶ Irrigation
 - ▶ Playground safety



RCS MAJOR FUNCTIONS

- ▶ ERD – Think “Clean and Green”
- ▶ Turf and Landscape
 - ▶ Daily mowing and turf maintenance parkways and medians
 - ▶ Turf renovation projects
 - ▶ Illegal dumping mitigation
 - ▶ Major landscape renovation projects along thoroughfares
 - ▶ Assistance with city-wide special events



RCS MAJOR FUNCTIONS

- ▶ ERD – Think “Clean and Green”
- ▶ Miscellaneous specializations
 - ▶ Irrigation repair – parks and medians/parkways
 - ▶ Integrated Pest Management (IPM) Program
 - ▶ Light Equipment Operator



RCS MAJOR FUNCTIONS

- ▶ Lakewood Equestrian Center
 - ▶ Newly entered long term lease
 - ▶ Pilmore Equestrian, LLC
 - ▶ Several transitional periods over last seven years
- ▶ Horse boarding
- ▶ Training
- ▶ Petting zoo and pony rides
- ▶ Equine Therapy



RCS PROJECTS

- ▶ Capital Improvement Projects
 - ▶ Led by Public Works
 - ▶ Playgrounds
 - ▶ Boyar and Biscailuz parks
 - ▶ Cherry Cove and Bloomfield parks
 - ▶ Facility renovations
 - ▶ Weingart Senior Center
 - ▶ Palms Community Center
 - ▶ Facility upgrades at several facilities
 - ▶ Roofing
 - ▶ HVAC
 - ▶ Electrical




RCS PROJECTS



- ▶ Parks, Recreation and Community Services Long Range Plan
 - ▶ Directed by City Council as part of Fiscal Year 2023-2024 budget
 - ▶ Lengthy process to give a plan for the next 10+ years
 - ▶ Community input
 - ▶ Review of procedures and policies
 - ▶ Assessment of infrastructure and amenities
 - ▶ Presentation to City Council in June 2025



**Parks
Make
Life
Better! SM**



**CITY OF LAKEWOOD RECREATION
& COMMUNITY SERVICES**

Contact Us

- **Derek Nguyen, Director of Water Resources,**
dnguyen@lakewoodca.gov
- **Andrew Camacho, Administrative Service Manager,**
acamacho@lakewoodca.gov
- **Kevin Bright, Assistant Director of RCS,**
kbright@lakewoodca.gov
- **Aldo Cervantes, Director of Community Development,**
acervantes@lakewoodca.gov
- **Kevin Yamakawa, Principal Civil Engineer,**
kyamakawa@lakewoodca.gov

Announcements!

- ◆ Next module: Thursday, April 24, 2025.
- ◆ Volunteer Day! Scheduled for Saturday, April 12th. More info to come. Congrats we have full team! We need t-shirt sizes.
- ◆ Lead Her Lakewood 2025 – Thursday, March 27, 2025 @5:30 p.m.
- ◆ Spring Car Show – Palms Park: Friday, April 11, 2025 @6 p.m. FREE!!
- ◆ Most up to date schedule and past module materials are posted here:
<https://www.lakewoodca.gov/Business/Lakewood-Leadership-Academy>
- ◆ Please leave nametags on the table.

February Mixer at Outback



Next Mixer will be in May

Social Media

- ◇ Facebook Group: <https://www.facebook.com/groups/LLA2025>
- ◇ Instagram page for LLA participants:
<https://www.instagram.com/2025lakewoodleadership/>



Instagram



Facebook



2025

Lakewood Leadership Academy

